


BUILDERS STAIR SUPPLY

SINCE 1985

MANUFACTURER OF THE “COMFORT RAIL” SYSTEM



“Where the Stair Builders Buy”

9217 Watson Industrial Park
Saint Louis, Missouri 63126

314-963-9217 • 1-888-927-8247

Fax 314-963-9218

sales@buildersstairsupply.com

www.buildersstairsupply.com



Spring 2018



Terms

Prices are subject to change without prior notice. Payment terms are 50% down at time of order with balance due upon pickup or delivery of stair parts unless prior arrangements have been made.

On stair installations typical payments are 50% payment upon completion of rough-in, 40% of balance upon completion of "step-up", and final 10% upon installation of balusters. Payments may be made with check, cash, credit card, or voucher from Title Company. Builders Stair Supply (BSSI) does not provide STAINING or PAINTING for any of its stair parts. All stair parts are NET and do not include shipping cost unless prior arrangements have been made. Payments on accounts are applied to oldest invoice first. No material will be released if client has a balance over 45 days.

Warranty

Due to the unchangeable and natural properties of wood, BSSI issues the following limited warranty: BSSI products are warranted to be free from defects in the material and workmanship for a period of one (1) year from the date of shipment. If materials in question are found to be defective by BSSI, products will be exchanged or credited to the customer's account at their option. No considerations will be given for replacement installation of such products unless deemed necessary by BSSI.

NOTE: BSSI stair parts are intended for interior use/installation only.

Warranty Limitations

BSSI will not be responsible for the following conditions:

- Stair parts not installed and sealed within 15 days from the time of delivery or completion of installation.
- Stair systems and/or parts exposed to the environment (temperature change, direct sunlight, heat, moisture). We suggest that all climate control systems be fully operational for at least 48 hours before installing stair parts.
- Stair systems not properly installed.
- Stair system/part abuse or misuse thereof.

Credit Policy

Credit may be extended at our discretion, upon receipt of a completed credit application. Invoices (with credit) are payable Net 30 days. A 1-1/2% charge per month will be applied to all invoices over 30 days. No order will be released if there is an outstanding balance over 45 days.

Freight

Unless otherwise negotiated, all merchandise is FOB Our Dock, Crestwood, MO. UPS charges will be pre-paid and added to invoice amount. Freight by truckline will be collect unless other arrangements have been pre-approved.

Damage

BSSI must be notified within 24 hours of receiving shipments with damages or shortages. Damages must be noted on carrier's bill of lading at the time of receipt. The customer is responsible for pursuing claim from shipping company.

Shortages, packaging discrepancies, or mis-manufactured products must be reported to BSSI within 24 hours of receipt.

Returns & Cancellations

All returns must be pre-approved by BSSI. Returns may be subject to a restocking charge. All products must be returned in salable condition in original packaging and must have not been altered in any way. Freight cost on returned parts will be at the expense of the customer. **Returns must be made within 60 days of the purchase date, along with original bill or sale invoice.** Credit will be issued against original invoice for the returned items. Once merchandise has left BSSI we are no longer responsible for said merchandise. BSSI strongly recommends that any painting or staining be done after installation. **BSSI will not accept returned parts of any painted or stained materials even if shipped incorrectly. Custom manufactured parts are not returnable. These non-returnable items are noted on your Sales Order or Invoice with an asterisk (*).**

Responsibility

It is the responsibility of the homeowner/property owner to assure the staircase as designed will meet the current building codes for their specific municipality. Varying interpretations of the IRC or IBC Code render it impossible for BSSI to know which interpretation an inspector will enforce upon completion of stair installation. BSSI does not assume or accept liability for a contractor or property owners following of any standard building codes or amendments which have been adopted by any specific governing agency. You will also be responsible for providing the following information about your job.

- How are your stairs going to be finished?
- What species of materials are going to be used for the stairs?
- Which year IRC or IBC code is going to be used?
- What are the finished floors going to be on all floor levels and on platforms?
- What is the finished floor to finished floor elevation?

CATALOG ALSO AVAILABLE IN PDF FORM – PLEASE CALL OR EMAIL FOR COPY

“Where the Stair Builders Buy”

Table of Contents

1-1/4" BALUSTERS	Page 1 - 2
1-3/4" BALUSTERS	Page 3 - 4
SPECIALTY BALUSTERS	Page 5 - 6
PRIMED BALUSTERS	Page 7 - 8
IRON BALUSTERS	Page 9 - 18
IRON BALUSTERS	Page 9 - 11
IRON BALUSTER ACCESSORIES	Page 12
"MEGA" SERIES TUBULAR BALUSTERS	Page 13
ITALIAN FORGED STEEL BALUSTERS	Page 14
TUSCAN SERIES POWDER COATED HAND FORGED BALUSTERS	
HAMMERED	Page 15
ROUND	Page 16
CONTEMPORARY SERIES POWDER COATED HOLLOW BALUSTERS	Page 17
MODERN COLLECTION	Page 18
HORIZONTAL RAILING	Page 18
3" NEWELS	Page 19 - 20
3-1/2" NEWELS	Page 21 - 22
3-1/2" SPECIALTY NEWELS	Page 23
WE'RE THINKING "INSIDE" THE BOX	Page 24
BOX NEWELS	Page 25 - 27
HANDRAILS	Page 28 - 30
FITTINGS	Page 31
TREADS /FALSE TREADS/ TREAD BRACKETS / RISERS	Page 32
STARTING STEPS/STRINGERS/SKIRTBOARDS/WEDGES	Page 33
HANDRAIL BRACKETS / FINIALS	Page 34
MISCELLANEOUS / HARDWARE	Page 35
J-ANCHOR™, SURE-TITE™, RAIL BOLTS, WRENCHES, LANDING TREAD, SHOE RAIL, WALLPADS/ROSETTES, NEWEL DROPS	
ANATOMY OF A STAIR	Page 36
DESIGNRAIL® & CABLERAIL SYSTEMS	Page 37
ATTIC STAIRS	Page 38
SPIRAL STAIRS	Page 39



Indicates Made in USA




Indicates Imported Product

1-1/4" BALUSTERS

Stocked in Red Oak and Poplar

Other species available include but are not limited to:

White Oak, Maple, Cherry, Brazilian Cherry, Hickory, Ash, Mahogany, and Walnut



5015

1-1/4" x
31", 34", 36",
39", 42", 44"



5141

1-1/4" x
31", 34",
36", 39",
42"



5200

1-1/4" x
31", 34",
36", 39", 41"



5205

1-1/4" x
31", 34",
36", 39", 42"



5011

1-1/4" x
36", 39",
41"



5001

1-1/4" x
36", 41"
no pin on
41"



5061**, ***

1-1/4" x
36", 41"



5040

1-1/4" x
34", 36", 39",
42"
"Pool Cue"

See next page for dimensional specifications of 1-1/4" balusters

Refer to Page 3 for 1-3/4" balusters

Refer to Page 5 for Fluted, Twisted, Octagon or Reeded balusters

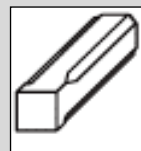
Refer to Page 7 for Primed balusters

****Available in chamfered edge (see inset –**

Note: no pin on chamfered)

*****Also available in 1" square (not chamfered)**

C5061**



**Chamfered
(No Pin)**

Other styles available. Please call with manufacturer's name and item numbers for pricing.

Many balusters in stock – check for availability and/or lead time

"Where the Stair Builders Buy"

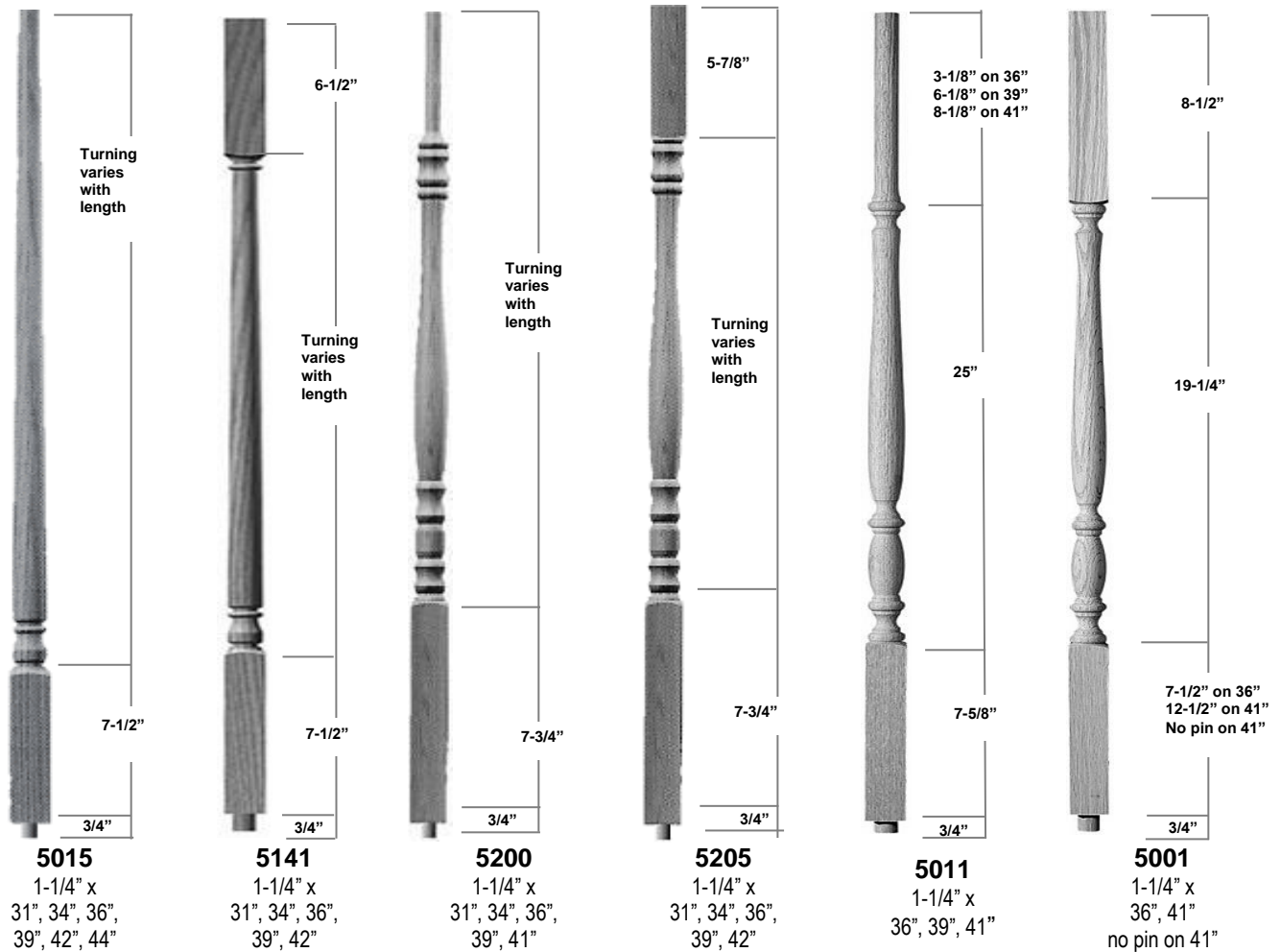


1-1/4" BALUSTER DIMENSIONS

Stocked in Red Oak and Poplar

Other species available include but are not limited to:

White Oak, Maple, Cherry, Brazilian Cherry, Hickory, Ash, Mahogany, and Walnut



Dimensions are accurate at the time of printing to the best of our knowledge.

For critical situations all measurements should be confirmed by the installer prior to installation.

STAIRS ARE COMPLICATED and STAIR CODES are complicated!
For a comprehensive overview of stair building codes, please log onto www.stairways.org and download the SMA Visual Interpretation of the current International Residential Stair Building Codes. Following these guidelines will help you avoid code violations while designing and building your stairway.

1-3/4" BALUSTERS

Stocked in Red Oak and Poplar

Other species available include but are not limited to:

White Oak, Maple, Cherry, Brazilian Cherry, Hickory, Ash, Mahogany, and Walnut



2015

1-3/4" x 31", 34",
36", 39", 42", 48"



2005

1-3/4" x 31", 34",
36", 39", 42", 48"



5300

1-3/4" x 31", 34",
36", 39", 42", 48"



5105

1-3/4" x 31", 34",
36", 39", 42", 48"



4415

1-3/4" x 36",
39", 41"



4405

1-3/4" x
36", 41"
no pin on 41"



5361**

1-3/4" x
36", 42", 48"



4011

1-3/4" x
36", 39", 41"



4001

1-3/4" x
36", 41"
no pin on 41"



5251

1-3/4" x 34", 36",
39", 41"



5241

1-3/4" x
34", 36", 39", 41"



5151

1-3/4" x 36", 39", 41"

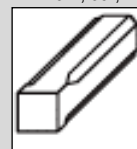


5141C

1-3/4" x
36", 39", 41"

5361
C5334**

34", 38", 42"



**Chamfered
(No Pins)**

See next page for dimensional specifications of 1-3/4" balusters

Refer to Page 1 for 1-1/4" balusters

Refer to Page 5 for Fluted, Twisted, Octagon or Reeded balusters

Refer to Page 7 for Primed balusters

****Available in chamfered edge (see inset Note: no pin on chamfered)**

Other styles available. Please call with manufacturer name and item numbers for pricing.

Many balusters in stock – check for availability and/or lead time

"Where the Stair Builders Buy"



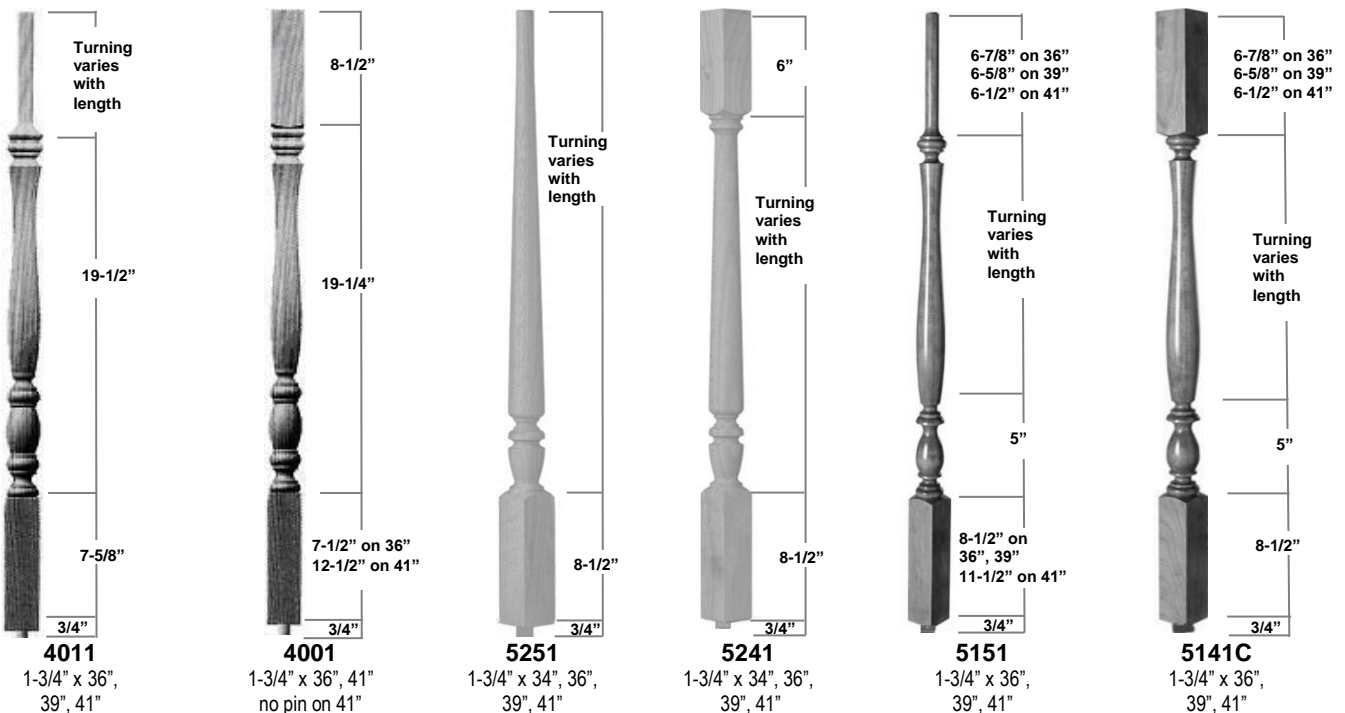
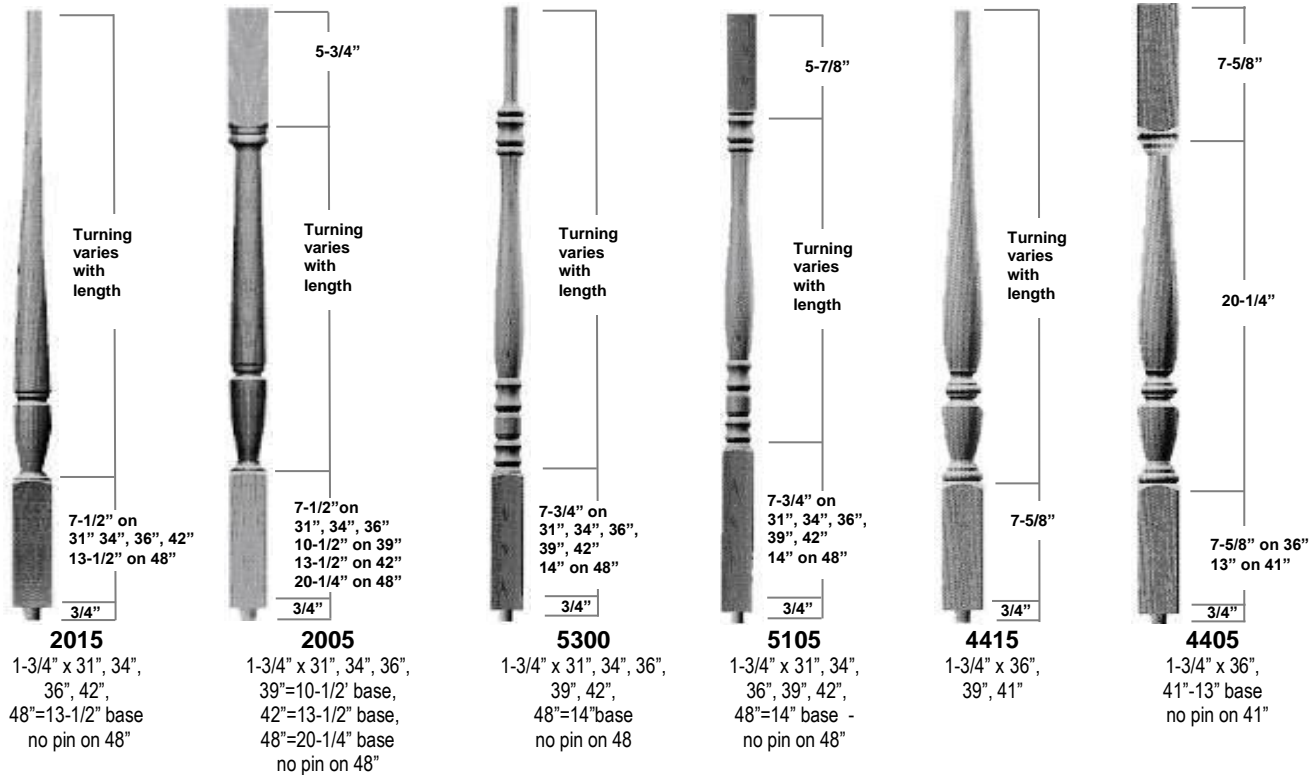
1-3/4" BALUSTER DIMENSIONS

Stocked in Red Oak and Poplar

Other species available include but are not limited to:

White Oak, Maple, Cherry, Brazilian Cherry, Hickory, Ash, Mahogany, and Walnut

Most 1-3/4" balusters are available in 2-1/4" - Please call for pricing.



Dimensions are accurate at the time of printing to the best of our knowledge.

For critical situations all measurements should be confirmed by the installer prior to installation.

SPECIALTY BALUSTERS




Fluted – Twisted - Octagon – Reeded Available in Red Oak and Poplar

Other species available include but are not limited to:

White Oak, Maple, Cherry, Brazilian Cherry, Hickory, Ash, Mahogany, and Walnut

PLEASE SPECIFY – FLUTED, TWISTED, OCTAGON OR REEDED WHEN ORDERING



See next page for additional styles

Refer to Page 1 for plain 1-1/4" balusters

Refer to Page 3 for plain 1-3/4" balusters

Refer to Page 4 for dimensional specifications for 1-3/4" balusters

Refer to Page 7 for primed balusters

Other styles available. Please call with manufacturer name and item numbers for pricing.

Specialty balusters not typically in stock – check for availability and/or lead time

“Where the Stair Builders Buy”







SPECIALTY BALUSTERS

Fluted – Twisted - Octagon – Reeded
Available in Red Oak and Poplar

Other species available include but are not limited to:

White Oak, Maple, Cherry, Brazilian Cherry, Hickory, Ash, Mahogany, and Walnut

PLEASE SPECIFY – FLUTED, TWISTED, OCTAGON OR REEDED WHEN ORDERING

 <p>4011-F 4001-F</p> <p>Fluted also available in 1-1/4"</p>	 <p>4415-F 4405-F</p> <p>Fluted</p>	 <p>4415-T 4405-T</p> <p>Twisted</p>	 <p>2315-R 2300-R</p> <p>Reeded no pin – not drilled</p>
---	--	--	---

See previous page for additional styles

Refer to Page 1 for plain 1-1/4" balusters

Refer to Page 3 for plain 1-3/4" balusters

Refer to Page 4 for dimensional specifications for 1-3/4" balusters

Refer to Page 7 for primed balusters

Other styles available. Please call with manufacturer name and item numbers for pricing.


Specialty balusters not typically in stock – check for availability and/or lead time

PRIMED BALUSTERS

DETAILED IMAGES OF THESE PRIMED BALUSTERS
CAN BE FOUND ON PAGES 1 THRU 6



1-1/4" PRIMED



5015

1-1/4" x 31", 34",
36", 39", 41", 43"

5200

1-1/4" x 31", 34",
36", 39", 41"


5141

1-1/4" x 31", 34",
36", 39", 41"

5061

1-1/4" x 36", 42"

1-3/4" PRIMED



5251

1-3/4" x 34", 36",
39", 41"

5241

1-3/4" x 34", 36",
39", 41"


5151

1-3/4" x
36", 39", 41"

5141C

1-3/4" x
36", 39", 41"

1-3/4" PRIMED



2015

1-3/4" x 31", 34", 36",
39", 41", 48"

2015-F

1-3/4" x 34",
36", 39", 41", 48"

2005

1-3/4" x 31", 34",
36", 39", 42", 48"

2005-F

1-3/4" x 31", 34",
36", 39", 42", 48"

5300

1-3/4" x
36", 39", 41"

5105

1-3/4" x 31",
34", 36", 39", 42", 48"

5361

1-3/4" x
36", 42"

See next page for dimensional specifications of primed balusters

Refer to Pages 1-6 for non-primed balusters

Other styles available. Please call with manufacturer name and item numbers for pricing.

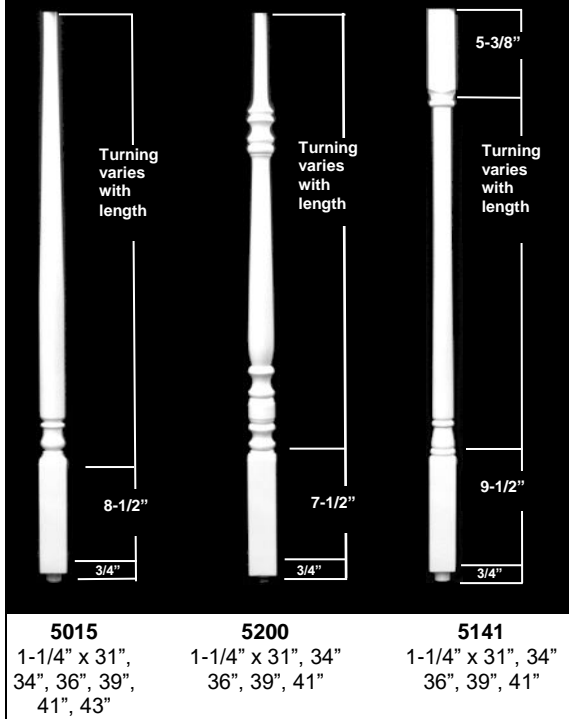
Many balusters in stock – check for availability and/or lead time

"Where the Stair Builders Buy"

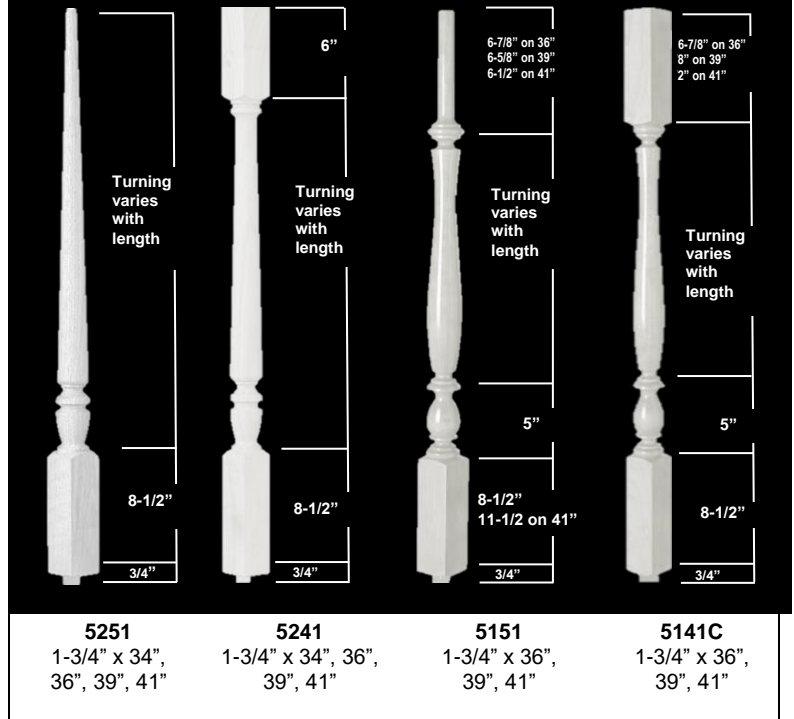
PRIMED BALUSTER DIMENSIONS

DETAILED IMAGES OF THESE PRIMED BALUSTERS
CAN BE FOUND ON PAGES 1 THRU 6

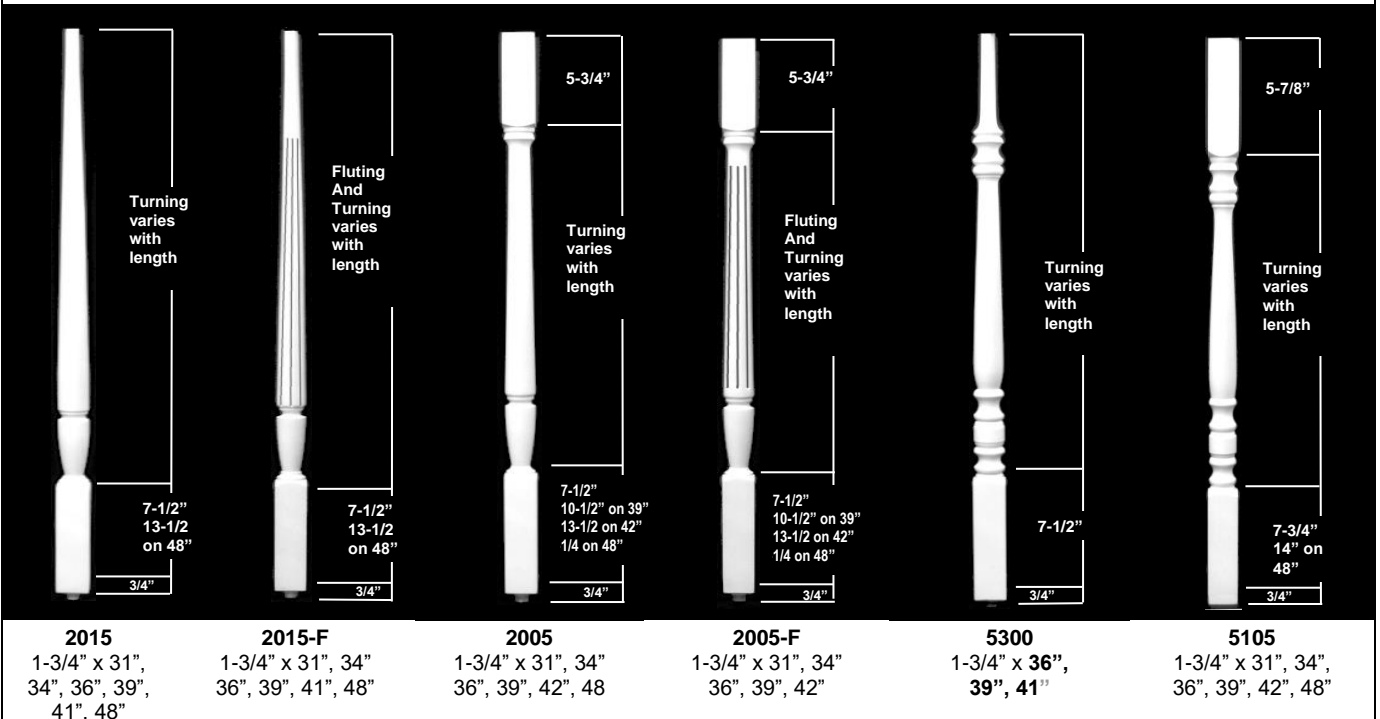
1-1/4" PRIMED



1-3/4" PRIMED



1-3/4" PRIMED



Refer to Pages 1-6 for non-primed balusters

Other styles available. Please call with manufacturer name and item numbers for pricing.
Many balusters in stock – check for availability and/or lead time

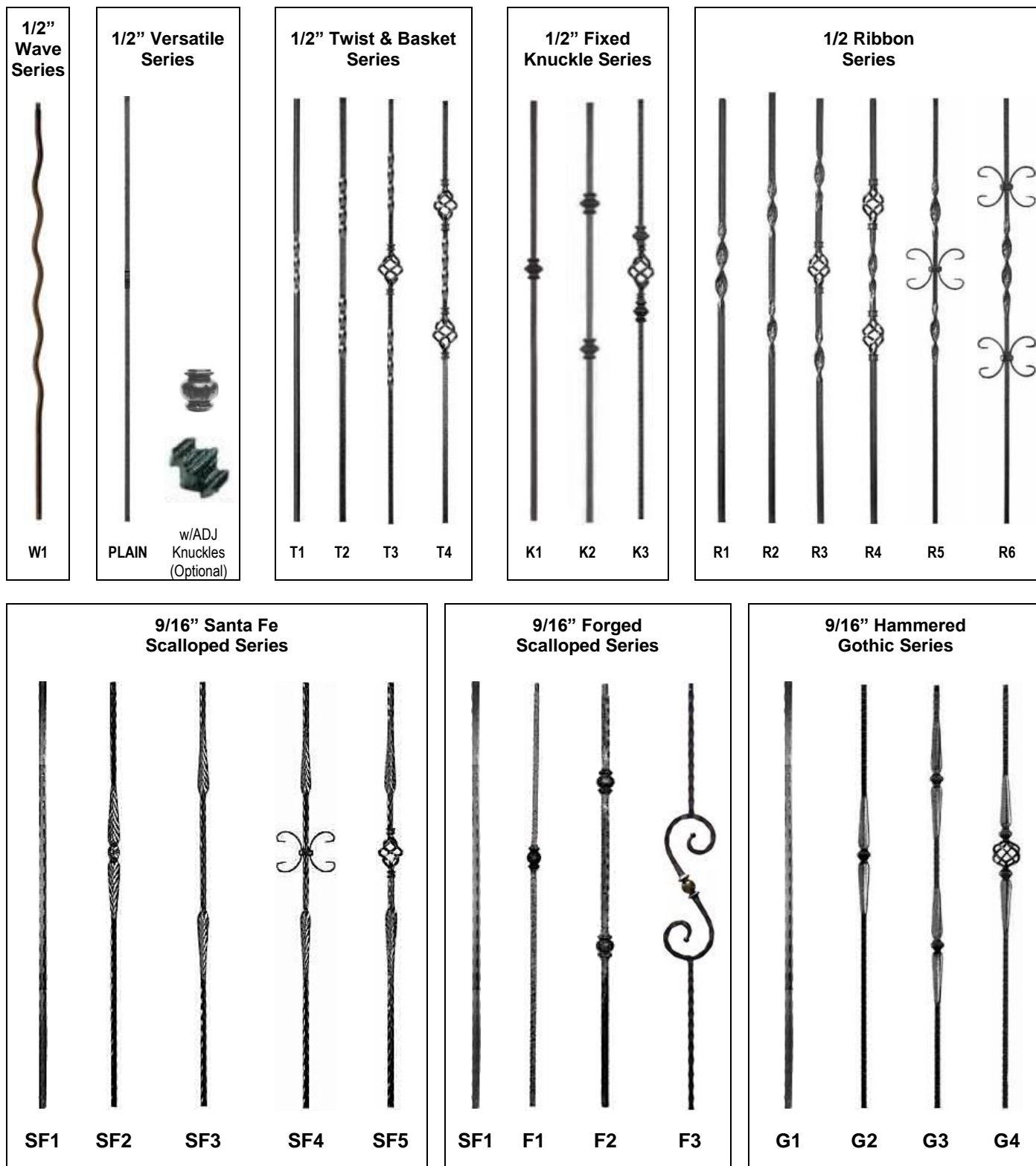
IRON BALUSTERS



AVAILABLE IN MANY DESIGNS • CHOICE OF FINISHES

•Not all iron balusters are available in all finishes •

Other styles available • Please visit our showroom



1/2" Twist & Basket Series available in 36" knee wall length
Many balusters in stock – check for availability and/or lead time.


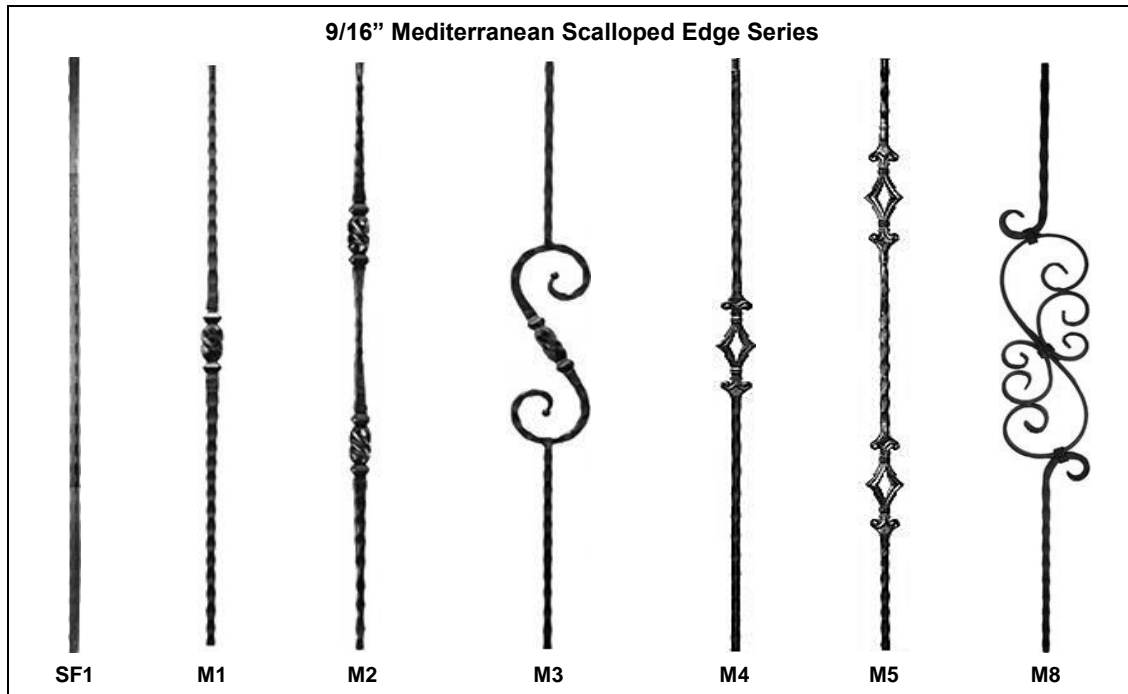
“Where the Stair Builders Buy”



IRON BALUSTERS

AVAILABLE IN MANY DESIGNS • CHOICE OF FINISHES

• *Not all iron balusters are available in all finishes* •
Other styles available • Please call or visit our showroom



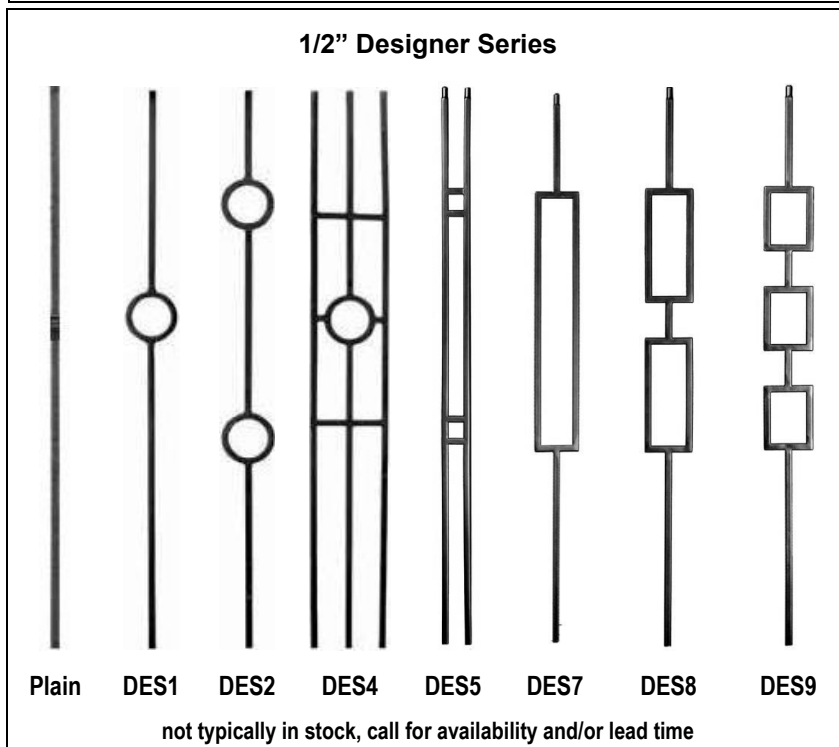
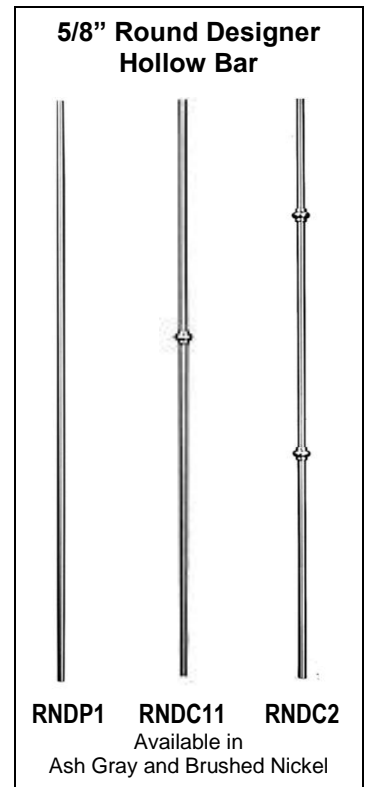

Many balusters in stock – check for availability and/or lead time.

IRON BALUSTERS

AVAILABLE IN MANY DESIGNS • CHOICE OF FINISHES

• *Not all iron balusters are available in all finishes* •

Other styles available • Please call or visit our showroom



Please call for available finishes for all balusters and newels on this page

Many balusters in stock – check for availability and/or lead time.

“Where the Stair Builders Buy”



IRON BALUSTER ACCESSORIES

• *Not all iron accessories are available in all finishes* •
Other styles available • Please call or visit our showroom

1/2" Shoes



FSH-01
Flat Shoe for
1/2" smooth
balusters



SCR-04
Shoe w/
screws for
1/2" smooth
balusters



PSH-02
Pitch Shoe
for 1/2" smooth
balusters with set
screw



M-06
Tall Flat
Shoe with set
screw for 1/2" smooth
balusters

9/16" Shoes



H-03
Flat Shoe
for 9/16" hammered
balusters



H-04 Shoe
w/screws for
9/16" hammered
balusters



H-05P
Pitch Shoe
for 9/16" hammered
balusters with set
screw



H-06
Tall Flat
Shoe with set screw
for 9/16" hammered
balusters

Round Open Shoes



R-08F 1/2"
Round Open
Flat Shoe



R-09P 1/2"
Round Open
Pitch Shoe with
set screw



R-10 for 5/8"
Venetian
round balusters

Iron Newel Mounting Kit



NC-101 Kit
(NC-01
Mounting Bracket & Newel
Shoe
FSH-01)

EPOXY ACCESSORIES

5 Minute Devcon Epoxy
2oz. with 2 mixing
nozzles
Plunger Applicator for
Caulk Gun

**Wave, Versatile, Twist & Basket, Fixed Knuckle,
and Ribbon series utilize standard 1/2" shoes.**

**Forged, Mediterranean, Gothic, and Santa Fe Series
utilize hammered or "H" series shoes.**

Iron Balusters come with pattern centered 18" from the top. Most Iron Balusters are 44" long with a manufactured round top for easy installation, but in many cases installers will need to trim top AND bottom of baluster in order to keep the pattern centered.

Balusters, Shoes and Knuckles are available in unfinished(U); flat black powder coat(BLK); satin black powder coat (SAT); silver/black textured powder coat; (PCG), antique bronze textured powder coat(ABZ); oil rubbed copper powder coat (ORC), or oil rubbed bronze powder coat (ORB).

Other shoe styles available. Please call or visit our showroom for details.



IRON BALUSTERS

AVAILABLE IN MANY DESIGNS • CHOICE OF FINISHES

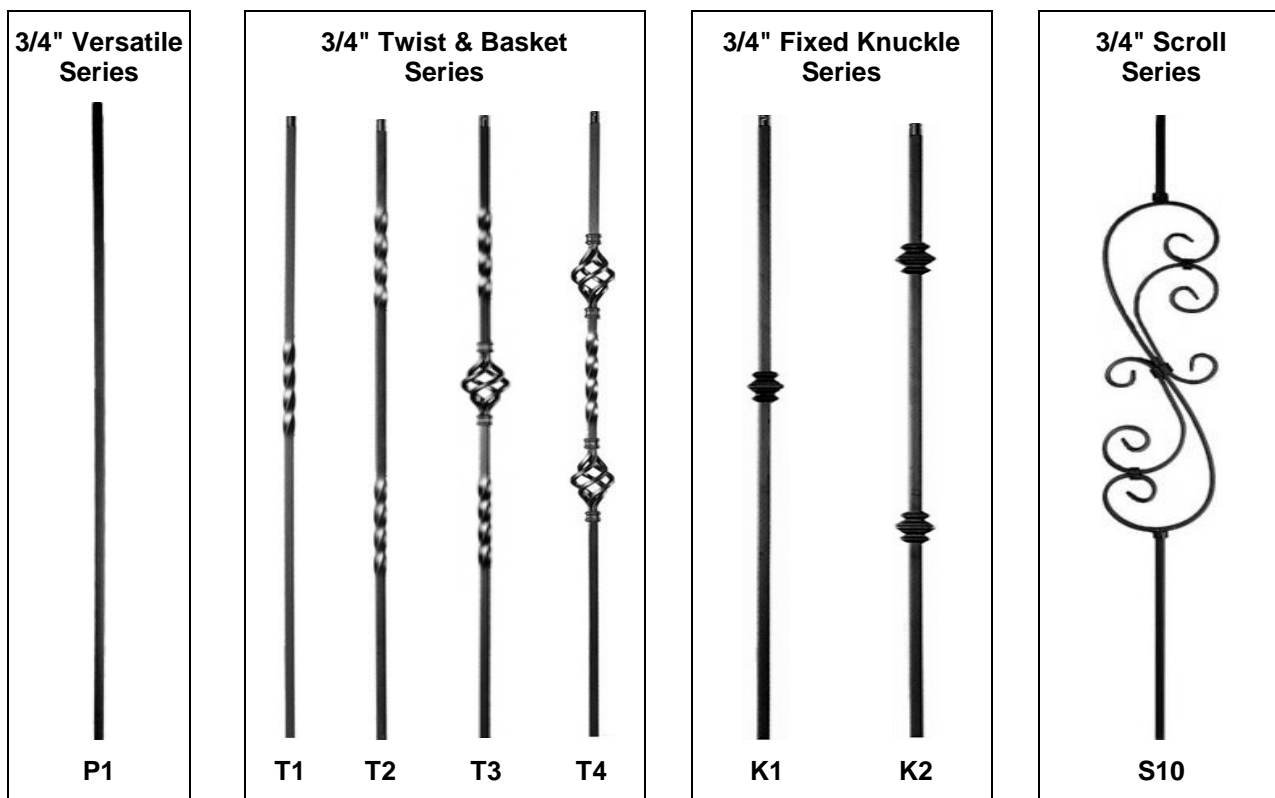
• *Not all iron balusters are available in all finishes* •

Other styles available • Please call or visit our showroom

3/4" MEGA Series Tubular Balusters

MEGA balusters are perfect for larger staircases and for replacing your existing wood balusters. Iron Balusters come with pattern centered 18" from the top. Most Iron Balusters are 44" long with a manufactured round top for easy installation, but in many cases installers will need to trim top AND bottom of baluster in order to keep the pattern centered.

All designs are 3/4" square hollow steel and are available in finishes to complement your décor.



Mega balusters utilize 3/4" aluminum shoes. Colors include Flat Black Powder Coat (BLK), Satin Black Powder Coat (SAT), Textured Antique Bronze Powder Coat (ABZ), Oil Rubbed Copper Powder Coat (ORC), and Oil Rubbed Bronze Powder Coat (ORB).

Many items in stock – check for availability and/or lead time.

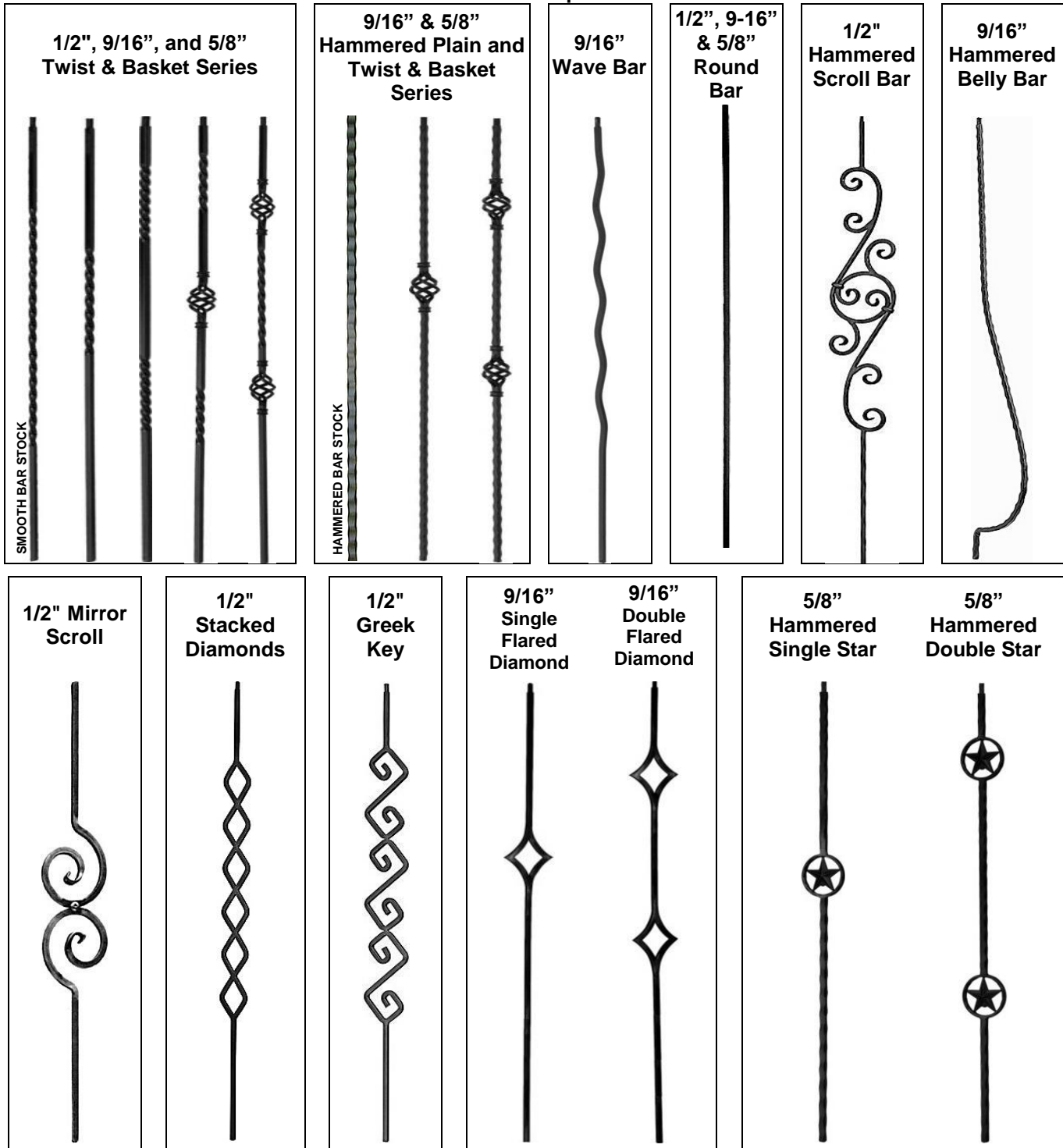
“Where the Stair Builders Buy”



ITALIAN FORGED STEEL BALUSTERS

Available in Classic Black, Dark Champagne, Wrought Iron Black, Shadow Gray, Midnight Bronze, Warm Nickel, and Old World Copper

Not all balusters available in all colors – please call to confirm color choice



Please specify flat or pitch shoes and bar size when ordering shoes for balusters

OTHER Italian Balusters and Newel Posts are available.


Please call or visit our showroom for additional choices.

Many balusters in stock – check for availability and/or lead time

TUSCAN SERIES 9/16" x 44" POWDER COATED HAND FORGED BALUSTERS – HAMMERED SQUARE

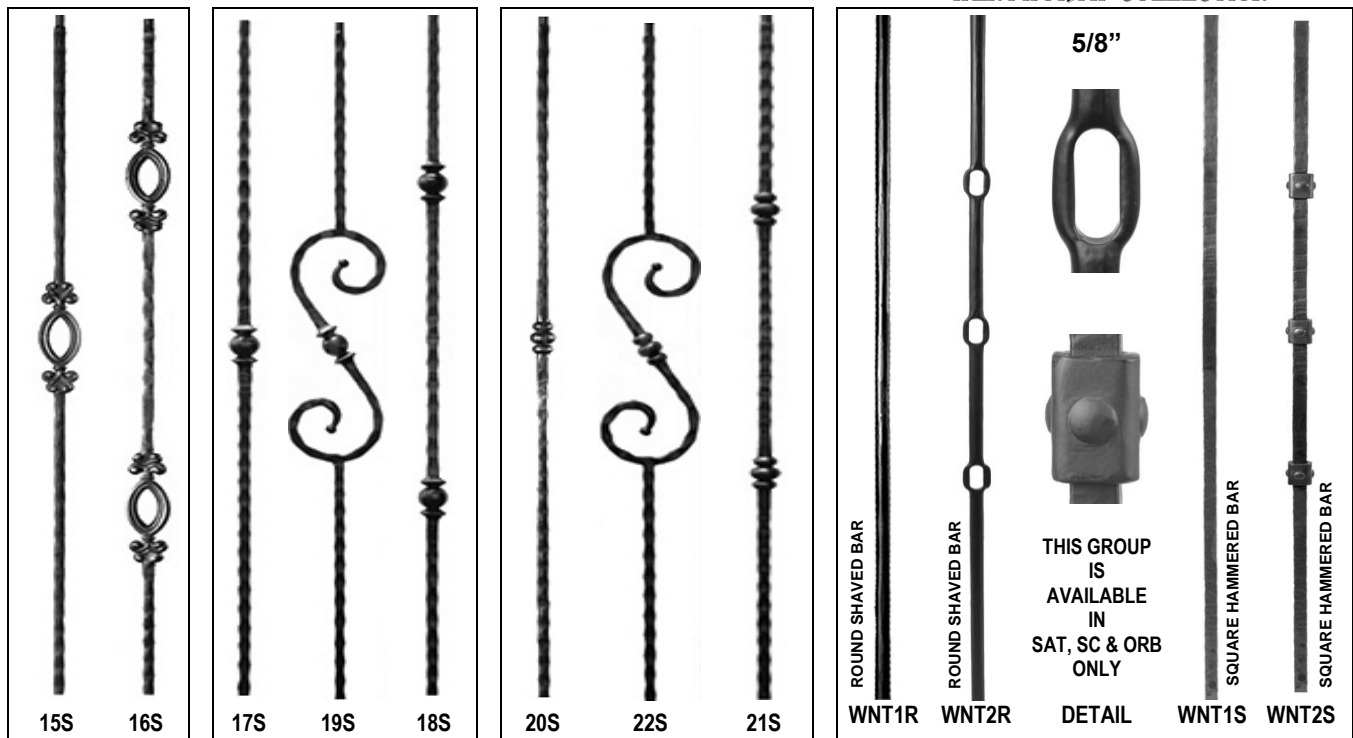
Available in Satin Black (SAT), Antique Bronze (ABZ),
Oil Rubbed Bronze (ORB), Satin Clear Coat (SC) or Vintage Brass (VB)

Not all balusters available in all colors – please call to confirm color choice



**Matches all bar stock

WENTWORTH COLLECTION



The 9/16" iron balusters shown on this page are square hammered bars and utilize the 9/16" series shoes. The 5/8" WENTWORTH COLLECTION uses 5/8" round or square opening shoes

Many balusters in stock – check for availability and/or lead time.

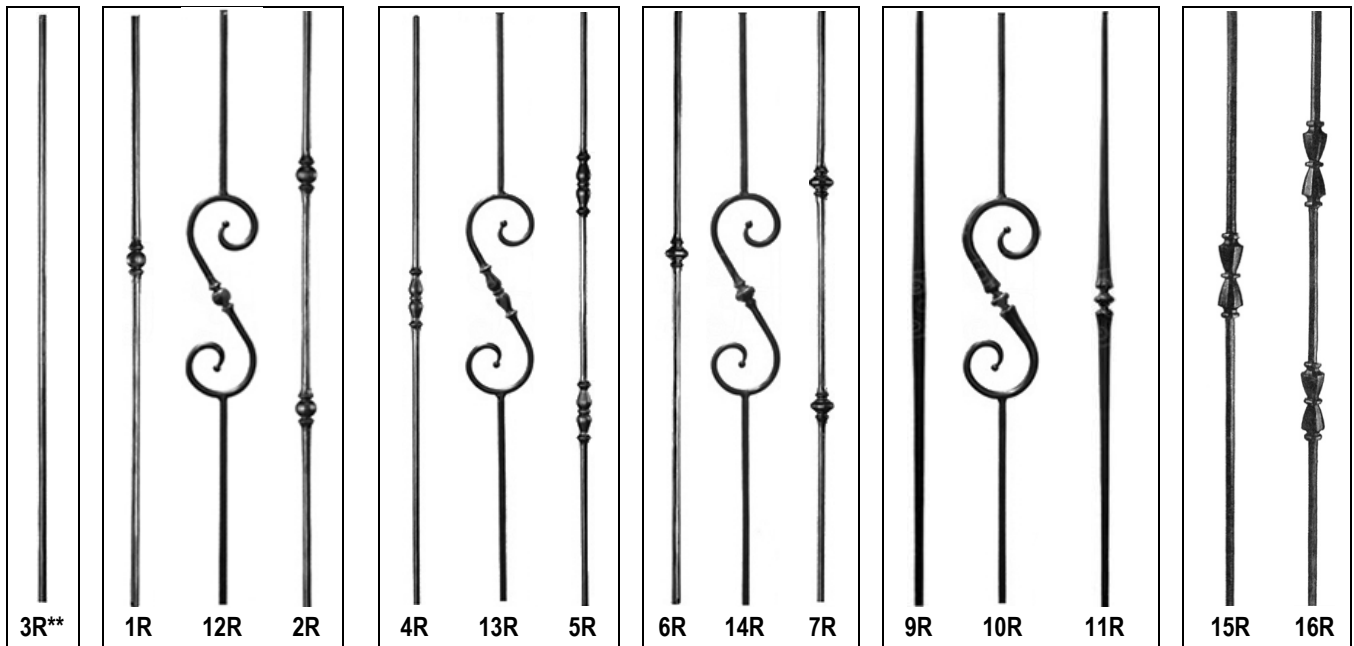
"Where the Stair Builders Buy"



TUSCAN SERIES 9/16"X 44" POWDER COATED HAND FORGED BALUSTERS "SHAVED" ROUND

Available in Satin Black (SAT), Antique Bronze (ABZ), Powder Coat Gray (PCG),
Satin Clear Coat (SC) Vintage Brass (VB), or Oil Rubbed Bronze (ORB)


Not all balusters available in all colors – please call to confirm color choice



Matches all bar stock *Not all balusters available in all colors – please call to confirm color choice***

TUSCAN SERIES POWDER COATED HAND FORGED NEWELS

Available in Satin Black (SAT), Antique Bronze (ABZ),
Oil Rubbed Bronze (ORB), Satin Clear Coat (SC),
Vintage Brass (VB)



TUSCAN SHOES FOR SQUARE HAMMERED BARS



HF16.3.25
9/16" Square
opening
w/set screw



HF16.3.28
9/16" Square
opening
w/set
screw

TUSCAN SHOES FOR ROUND "SHAVED" BARS



HF16.3.26
9/16" Round
opening
w/set screw



HF16.3.27
9/16" Round
opening
w/set screw

Square newels are 1" -- Round newels are 1" or 1-3/16" --
Newel Mounting Kit available – NWL5 available in round











Many balusters and newels in stock – check for availability and/or lead time

CONTEMPORARY SERIES POWDER COATED HOLLOW IRON BALUSTERS



Available in Satin Black (SAT), and/or color as indicated next to image
Optional Special Order colors are: PC Gray (PCG), Copper Vein (ABZ), Pewter (PEW),
Rubbed Copper (RC), Rubbed Bronze (RB), Antique Nickel (ANK) and Nickel (NIK)

Not all balusters available in all colors – please call to confirm color choice

ROUND 5/8" x 43"									
COLLAR		RIBBON		CONTEMPORARY		COLLAR/BASKET			
SINGLE COLLAR	DOUBLE COLLAR	SINGLE RIBBON	DOUBLE RIBBON	PLAIN	SINGLE BASKET	SINGLE BASKET	SINGLE COLLAR	DOUBLE COLLAR	SINGLE BASKET
									
SAT	SAT	SAT	SAT	SAT/PEW	SAT	SAT	SAT/PEW	SAT/PEW	SAT/PEW
2GR-60	2GR-61	2GR-06	2GR-07	2GR-01	2GR-18	2GR-04	2GR-10	2GR-20	2GR-11






HAMMERED BALL

SINGLE BALL DOUBLE BALL



2GR-22 2GR-23

SQUARE 1/2" x 43-3/4"

SMOOTH		HAMMERED GOTHIC with round or square collars		
PLAIN	SINGLE BASKET	SINGLE COLLAR WITH SPOONS	DOUBLE COLLAR WITH SPOONS	SINGLE BASKET WITH SPOONS
				
ALL COLORS	SAT/PEW	SAT/RC/RB	SAT/RC/RB	SAT/RC/RB
T-01	T-18	T-45	T-46	T-47

ROUND BALUSTER SHOES

with set screw



FLAT SHOE
2GR-900



PITCH SHOE
2GR-904

SQUARE BALUSTER SHOES

with or without set screw



FLAT SHOE
SH900



PITCH SHOE
SH904

BALJAK ANCHOR
FOR 1/2" HOLLOW IRON
BALUSTERS

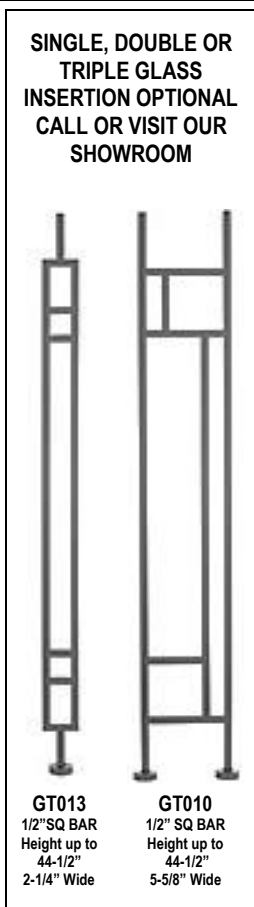


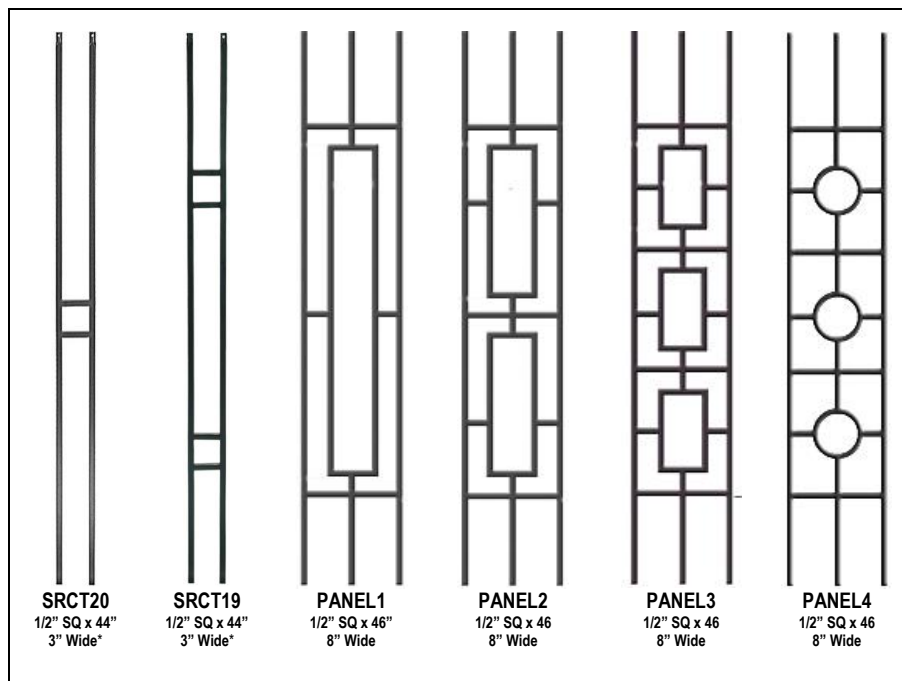


BALJAK

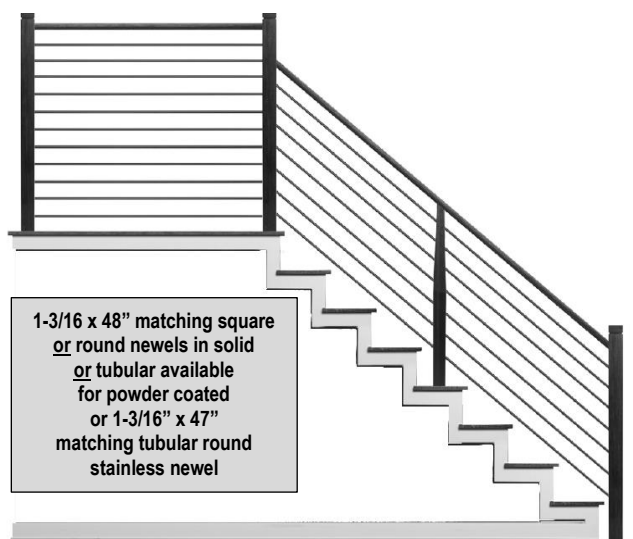
OUR MODERN BALUSTER COLLECTION

Optional Colors are: Satin Black (SAT), Silver Vein (PCG), Copper Vein (ABZ), Pewter (PEW), Rubbed Copper (RC), Rubbed Bronze (RB), Antique Nickel (AN), Nickel (NIK), Wrinkle Black (WB)

Not all balusters available in all colors – please call to confirm color choice



HORIZONTAL RAILING



HORIZONTAL BALUSTERS 5/8" x 8"
POWDER COATED TUBULAR ROUND BARS
are available in 4 options:
Choose Satin Black, Oil Rubbed Bronze, or Ash Gray
or 304 GRADE STAINLESS STEEL TUBULAR ROUND BAR

*Width varies by manufacturer

These balusters are not typically in stock – check for availability and/or lead time

3" NEWEL POSTS

Stocked in Red Oak and Poplar

Other species available include but are not limited to:

White Oak, Maple, Cherry, Brazilian Cherry, Hickory, Ash, Mahogany, and Walnut



<p>4010B Series</p> <p>4010B 48"</p> <p>4015B 60"</p> <p>4010B STABILIZER 48"</p>	<p>4010 Series</p> <p>4012 41"</p> <p>4010-43 4011-48"</p> <p>4015-60 4018-72"</p> <p>4010 STABILIZER 48"</p>	<p>4300 Series Also available. in pin top for over the post application</p> <p>4300-48 4304-60 4308-72</p> <p>4303-60 10" Hi-Top</p> <p>4305-60 14-1/2" Hi-Top</p>	<p>4000 Series CONTEMPO</p> <p>4001 48", 60", 72"</p> <p>W/CHAMFERED OR FLAT TOP</p>
<p>4040 A Series **</p> <p>4040A-48 4042A-54 4043A-60 4048A 72"</p> <p>4045A 60" 10" Hi-Top</p> <p>4046A 60" 14-1/2" Hi-Top</p> <p>Also available in Ball Top</p>	<p>4040 B Series **</p> <p>4040B-48 4042B-54 4043B-60 4048B-72"</p> <p>4045B 60" 10" Hi-Top</p> <p>4046B 60" 14-1/2" Hi-Top</p> <p>Also available in Ball Top</p>	<p>Pin-Top Ball-Top</p> <p>5711 48" & 60"</p> <p>5748 48" & 60"</p>	

See next page for dimensional specifications of 3" newel posts

Refer to Page 21 for 3-1/2" newel posts

Refer to Page 23 for 3-1/2" Fluted, Twisted, Octagon, Reeded, and other Specialty Newels

**Available in ball top - Please specify

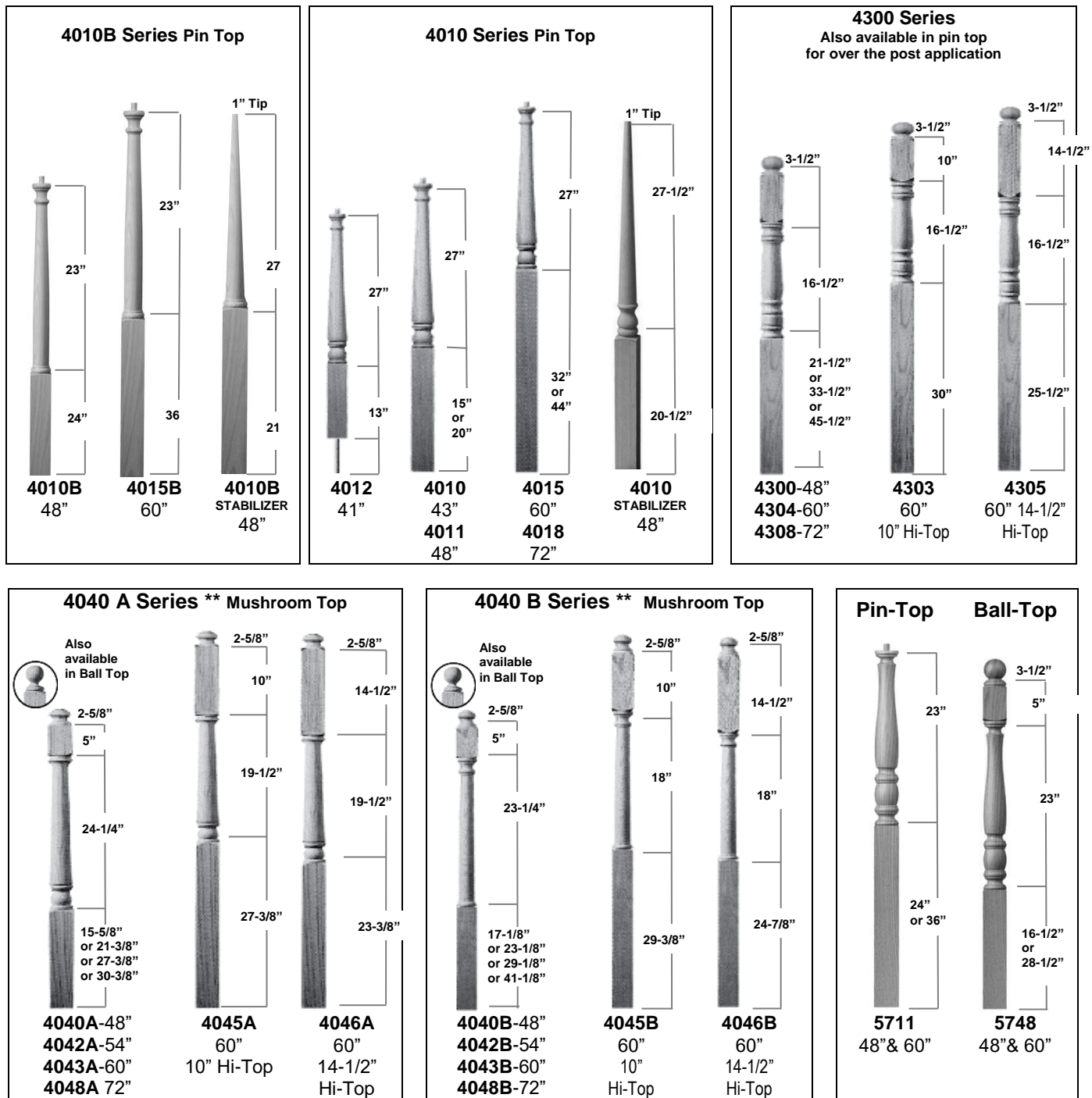
Other styles available. Please call with manufacturer name and item numbers for pricing.

Many items in stock – check for availability and/or lead time.

"Where the Stair Builders Buy"



3" NEWEL DIMENSIONS



Please specify "A" or "B" when ordering the 4040 series

** Available in ball top. Please Specify.

*Dimensions are accurate at the time of printing to the best of our knowledge.
For critical situations all measurements should be confirmed
by the installer prior to installation.*




3-1/2" NEWEL POSTS

Stocked in Red Oak and Poplar

Other species available include but are not limited to:

White Oak, Maple, Cherry, Brazilian Cherry, Hickory, Ash, Mahogany, and Walnut

3010 Series



3010-43"
3011-48"
3015-60"
3012
41"
w/dowel

3030 Series




3030-48"
3042-56"
3045-56"
10" Hi-Top
3046-56"
14-1/2" Hi-Top

4200 Series




4270-43"
4271-48"
4275-60"
4272
43"
w/dowel

4500 Series




4500-48"
4504-56"
4503-56"
10" Hi-Top
4505-56"
14-1/2" Hi-Top

4400 Series




4461
3" x 41"
w/dowel
4410-48"
4415-60"
4442-48"
4443-60"
4445-60"
10" Hi-Top
4446-60"
13" Hi-Top

4800 Series




4861
3" x 41"
w/dowel
4810-48"
4815-60"
4842-48"
4843-60"
4845
60"
10"
Hi-Top
4846
60"
13"
Hi-Top

CONTEMPO Series



4003-48"
4003-60"
4003-72"
4004BT-48"
4005BT-56"
4007BT-72"

4600 Series 3-1/4"



4600-48"
4604-60"
4606-60" 10" Hi-Top
4670-48"
4676-60"

See next page for dimensional specifications of 3-1/2" newels
Refer to Page 19 for 3" Newels
Refer to Page 23 for Fluted, Twisted, Octagon, or Reeded Newels and other Specialty Newels

****Available with or without chamfered top.**

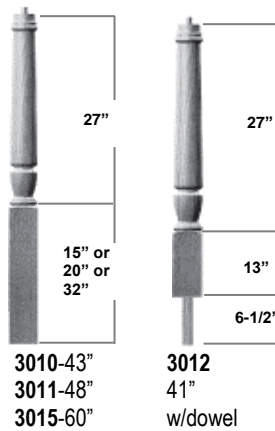
All newels available in longer lengths (bases extend with length)
Other styles available. Please call with manufacturer name and item numbers for pricing

Many items in stock –
check for availability and/or lead time.

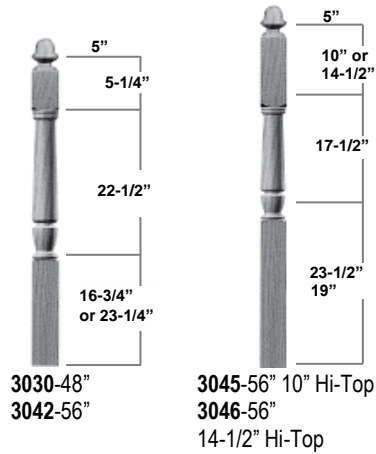


3-1/2" NEWEL DIMENSIONS

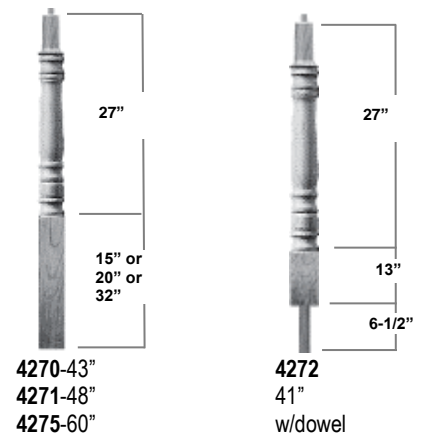
3010 Series



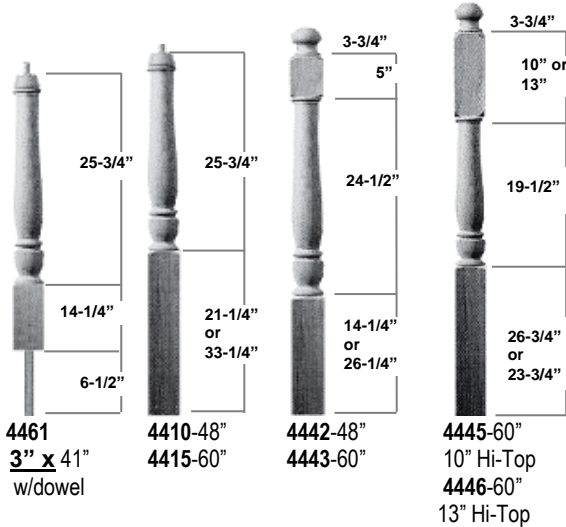
3030 Series




4200 Series



4400 Series

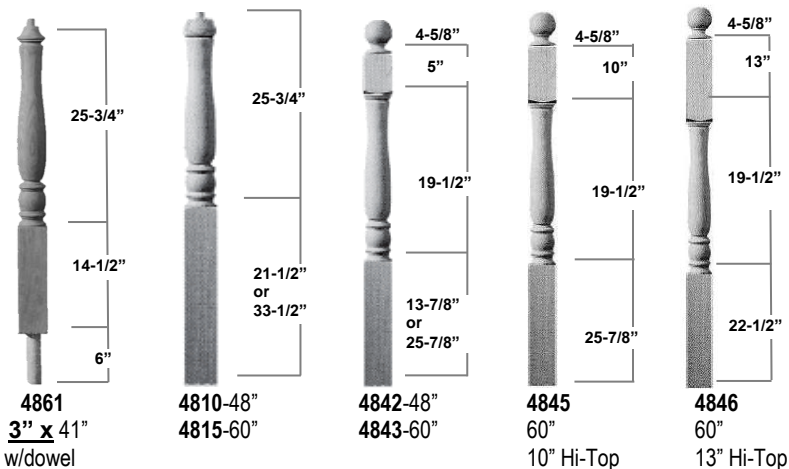


4500 Series

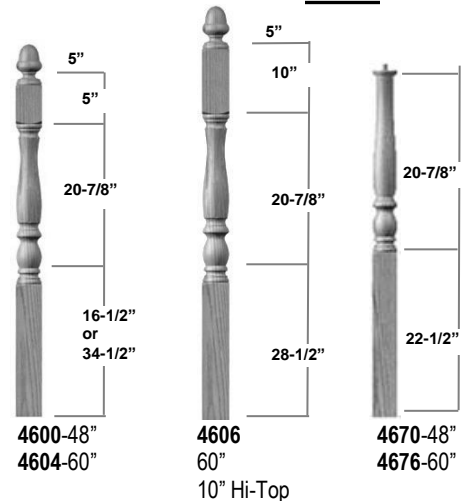


Dimensions are accurate at the time of printing to the best of our knowledge. For critical situations all measurements should be confirmed by the installer prior to installation.

4800 Series



4600 Series 3-1/4"





3-1/2" SPECIALTY NEWELS

Fluted – Twisted - Octagon – Reeded

Available in Red Oak and Poplar

Other species available include but are not limited to:

White Oak, Maple, Cherry, Brazilian Cherry, Hickory, Ash, Mahogany, and Walnut



Refer to Page 19 for plain 3" Newels

Refer to Page 21 for plain 3-1/2" Newels

Refer to Page 22 for dimensional specifications of 3-1/2" Newels

Most standard Plain, Fluted, Twisted, Octagon, and Reeded Newels are available in a 4-1/4" or a 4-1/2" size. Please call for a quote.

All square top Specialty Newels are available with Hi-Tops.

PLEASE SPECIFY FLUTED, TWISTED, OCTAGON or REEDED WHEN ORDERING

Other styles available. Please call with manufacturer name and item numbers for pricing

Not typically in stock – please check for availability and/or lead time.

"Where the Stair Builders Buy"



COMING SOON!

**Box newels manufactured by Builders Stair Supply
right here in Saint Louis, Missouri**

**Your choice of specie, cap style, neck & base trim -
with interchangeable features
that will make YOUR CUSTOM LOOK a snap!**

WE'RE THINKING INSIDE THE BOX

**Hidden installation fasteners
and systems
for both top mount
and side mounted
box newels**

**Inventive transitions from
temporary safety rail systems
to finished product using the
same hardware.**

**Functional
and decorative
appliques
that assist in
rail and fitting
installation**

**Simpler packaging &
interchangeable
components
for versatility
and quicker
installation time.**

COMING SOON – BUT NOT SOON ENOUGH!





BOX NEWELS

Available in Red Oak and Poplar



Other species available include but are not limited to:

White Oak, Maple, Cherry, Brazilian Cherry, Hickory, Ash, Mahogany, and Walnut

ALL TRIMS MATCH ON THIS PAGE



BOX NEWELS
can be ordered with
Custom Caps
and are made with
lock miter corners,
which means they
have no edge grains,
developing elegance



SPECIAL FEATURES

All Box Newels are available primed with unfinished caps and trim. **Primed box newels** can be capped and trimmed with many wood species – please call for options. In addition to our standard line of box newels we offer custom styles in a wide variety of species.

STANDARD FEATURES



We have access to **MANY** different box newels and many are in stock –
check for availability and/or lead time.


Please call with manufacturer's name and item numbers for pricing.

"Where the Stair Builders Buy"


REMOVABLE CAP STYLE BOX NEWELS

Available in Oak and/or specie as indicated next to image.
Oak (O), Poplar (P), Primed (PR), Hard maple (HM), White Oak (WO)

ALL TRIMS IN THIS GROUP MATCH – THEY ARE NOT INTERCHANGEABLE WITH OTHER BOX NEWEL GROUPS




Most Box Newels are shipped with both
FLAT & PEAK top caps. Select your preferred design.



RADIUS FIXED CAP BOX NEWELS

Radius Style Cap, Cloverleaf Neck Trim, Cove Molding on Sleeves
Available in Oak and/or specie as indicated next to image.
Oak (O), Poplar (P), Primed (PR), Hard Maple (HM), White Oak (WO)

ALL TRIMS IN THIS GROUP MATCH –
THEY ARE NOT INTERCHANGEABLE WITH OTHER BOX NEWEL GROUPS



FIXED RADIUS CAP PANEL BOX NEWELS





Available in Oak and/or specie as indicated next to image.

Oak (O), Poplar (P), Primed (PR), Hard Maple (HM), White Oak (WO)

Not all box newels available in all species – please call to confirm specie

FIXED CAP PANEL NEWELS

ALL TRIMS IN THIS GROUP MATCH – THEY ARE NOT INTERCHANGEABLE WITH OTHER BOX NEWEL GROUPS

FLAT PANEL	TRUE RAISED PANEL	FLAT PANEL	TRUE RAISED PANEL
			
O, P, PR, HM	O, P, PR, HM	O, P, PR	O, P, PR
4691FP	4691RP	4891FP	4891RP
4-1/2" x 63-7/8"	4-1/2" x 63-7/8"	7-1/2" x 56"	7-1/2" x 56"


MISSION STYLE RADIUS CAP

ALL TRIMS IN THIS GROUP MATCH – THEY ARE NOT INTERCHANGEABLE WITH OTHER BOX NEWEL GROUPS


	
O, P, PR, HM	O, P, PR
4690	4890
4-1/2" x 56"	6-1/4" & 7-1/2" x 58"

TRUE MISSION SQUARE TRIM

ALL TRIMS IN THIS GROUP MATCH – THEY ARE NOT INTERCHANGEABLE WITH OTHER BOX NEWEL GROUPS


O, P, Other species available
4091-MS
6-1/4" x 55"

EZ Mount





Box newel installation base block allows for fast, easy, and secure anchoring of the newel post to the floor. Included with many hollow box newels – please confirm if needed when ordering.

EZMOUNT

INTERCHANGABLE BOX NEWELS

AVAILABLE IN RED OAK, POPLAR & PRIMED

PLAIN	FLAT PANEL
	
4378-3-1/2"	4378-3-1/2"
4078-4-1/2"	4078-4-1/2"
4578-5-1/2"	4578-5-1/2"
X 62" or 72"	X 62" or 72"












SLEEVE FITS 3-1/2", 4-1/2" & 5-1/2"

TRIM KIT AVAILABLE IN RED OAK, POPLAR, HARD MAPLE, MAHOGANY, WHITE OAK & PRIMED

CAP/TRIM KIT
3-1/2", 4-1/2" or 5-1/2"

SQUARE BOX NEWEL W/ NEWEL CAP SELECTION

AVAILABLE IN RED OAK, POPLAR, MAPLE & CHERRY

PLAIN	5 CAP STYLES
	 A 
	 B 
	 C 
	 D 
	 900 
4001-3"	
4003-3-1/2"	
4008-4-3/4"	



HANDRAILS

Most handrails stocked in Red Oak and Poplar

Other species available include but are not limited to:

White Oak, Maple, Cherry, Brazilian Cherry, Hickory, Ash, Mahogany, and Walnut

All handrails are solid, face laminated wood with ***no finger joints***

Not all rails meet building code requirements – it is ***your responsibility***

to assure the hand rail of your choice will meet the current building codes in your municipality.

6410 Comfort Rail**

2-1/4" x 3-1/4" Comfort Rail is also available **Wide** 2-3/4" x 3-1/4"

2-1/4" or 2-3/4" wide
Comfort Rail 6410
(Patent D37922)
Exclusive
BSSI Product



6410
2-1/4" x 3-1/4"



6410 Wide
2-3/4" x 3-1/4"



6410 Plowed for
1-1/4", 1-5/8" or 1-3/4"
(plus 2-1/4" plow on
6410Wide)



6410 Bending Rail
Bending form available

6010 Colonial Rail**

2-1/4" x 2-3/8"



6010



6010
1-1/4" Plow



6010
Bending Rail
Bending form
available

6210 Colonial Rail**

2-3/4" x 2-3/8"



6210



6210 Plowed
for 1-1/4",
1-5/8" or 1-3/4"



6210
Bending Rail
Bending form
available

6115 Midwestern**

2-5/8" x 2-3/4"



6115



6115
Plowed for
1-1/4", 1-5/8",
or 1-3/4"



6115
Bending Rail
Bending form
available

6700 Classic

2-5/8" x 2-3/8"



6700



6700
Plowed for
1-1/4",
1-5/8",
or 1-3/4"



6700
Bending Rail
Bending form
available

Round Rails


(No Fittings Available for Soulard)



6031-1-1/2"
6045-2"



6040
1-3/4"x
1-5/8"



Soulard
3-11/16"x
2-1/8"

6915 Rails



6915
2-5/8" X
2-1/4"

Available Plowed
for 1-1/4"

**Bending Rail
& Form
Available**

Contempo Rails (no fittings available)

SOLID OR
PLOWED




6002

SOLID OR
PLOWED



6002FG



6003




6003FG



6005FG



6008
KEYHOLE RAIL



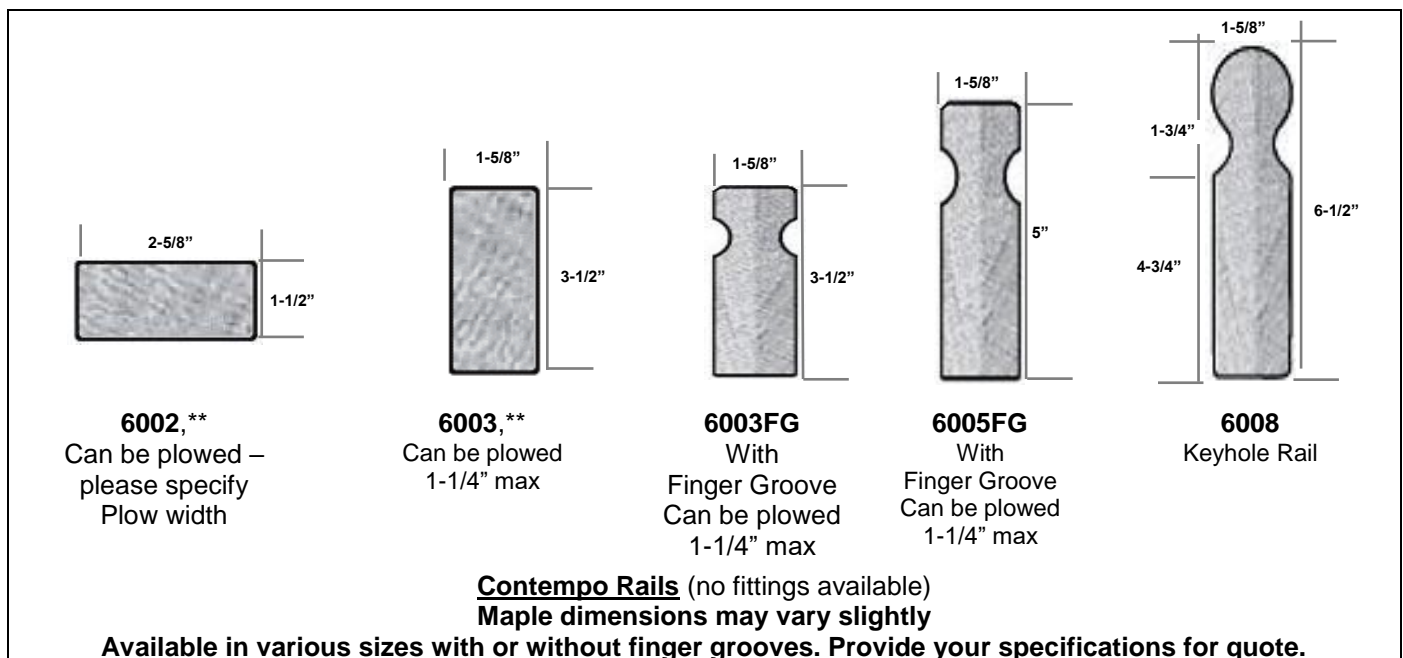
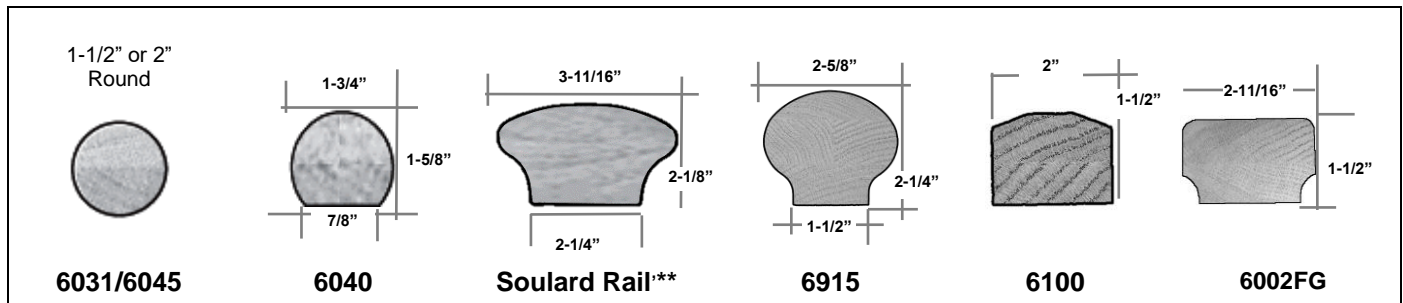

6100

****Also
stocked in
Hard Maple,
Hickory &
White Oak.
Many items
in stock –
check for
availability
and/or lead
time.**

See next page for handrail dimensional specifications.
Refer to Page 30 for fittings.



HANDRAIL DIMENSIONS



****NOTE:** The Soulard Rail, Items 6002, & 6003 without finger grooves do not meet IRC Codes.
No fittings available for Soulard or Contempo Rails.

We have access to many rail styles - please provide manufacturer's name and item number for pricing.

Although all our handrails are Made In America and are a solid laminated product, we can offer imported handrails that have "invisible joint" technology. These handrails do not show a fingerjointed effect, but are joined with a scroll-like seam that effectively hides the joints.

These rails cost a bit less and are offered in several species.

Many items in stock – check for availability and/or lead time


"Where the Stair Builders Buy"



HANDRAIL IMAGES


These are our most popular handrails

6410
COMFORT RAIL




(PAT. # D379224)


6410 Wide
COMFORT RAIL



6010
COLONIAL RAIL




6210
COLONIAL RAIL



6115
MIDWESTERN RAIL



6002FG
CONTEMPO RAIL



FITTINGS

Stocked in Red Oak and Poplar

Other species available include but are not limited to:

White Oak, Maple, Cherry, Brazilian Cherry, Hickory, Ash, Mahogany, and Walnut

Comfort Rail (74xx) fittings are also stocked in cherry and hard maple.

All fittings begin with the number "7". The X in the profile represents the rail pattern.



X: The second digit of the rail will be the second digit of the fitting.
(**Example:** The upseasing for the 6410 rail is 7412. Just replace the "X" shown below with the "4" from 6410".)



6010



6115



6210



6410



6410 Wide



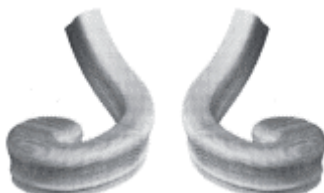


6700



6915

X= "0" is for 6010 rail
"1" is for 6115 rail
"2" is for 6210 rail
"4" is for 6410 rail
"7" is for 6700 rail
"9" is for 6915 rail
for 6410 Wide rail "**W**" after fitting #

7X09
Returned End
DOES NOT MEET CODE7X10
Starting Easing7X11
Quarterturn7X11-135
135
Quarterturn7X12
Upseasing7X13
Overeasing7X14
90° Upseasing7X15
Starting Easing
w/Returned End7X16
Overeasing
w/Returned End7X19
Open Cap7X20
Tandem Cap7X21
Quarterturn Cap7X21-135
135
Quarterturn
Cap7X71
LH
2 Rise
Quarterturn
Gooseneck7X81
LH
2 Rise
Quarterturn
Gooseneck
w/Cap7X89
2 Rise
Gooseneck
w/Tandem Cap7X97
2 Rise
Gooseneck
w/Cap7X99
2 Rise
Gooseneck7X50
LH
2 Rise
Quarterturn
Gooseneck
w/Upseasing7X60
LH
2 Rise
Quarterturn
Gooseneck
w/Cap & Upseasing7X30
Left Hand
Volute7X35
Right Hand
VoluteClimbing Volutes-*Not typically in stock*
Only Available in
6010, 6115, 6210 Patterns
Available in Oak and Hard Maple7X40
Left Hand
Turnout7X45
Right Hand
Turnout

Round Rail Fittings *Not typically in stock*



Upseasing



Overeasing



Quarterturn

Refer to Page 28 for rail selections

Many fittings in stock - check for availability and/or lead time.

"Where the Stair Builders Buy"




TREADS

Stocked in Red Oak, Poplar and Hard Maple


Other species available include but are not limited to:

White Oak, Maple, Cherry, Brazilian Cherry, Hickory, Ash, Mahogany, and Walnut



8070 Plain Treads

1-1/32" x 11-1/2" x 36", 42", 48", 54", 60", 72"
Custom sizes available



8070RET with applied returns

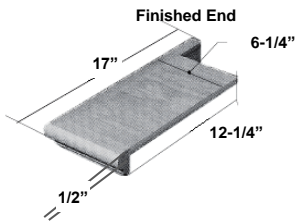
1-1/32" x 11-1/2" x 36", 42", 48", 54", 60", 72"
Custom sizes available

Specify left or right. Returns are shaped (not mitered)

Treads are edge glued with a minimum of 4 pieces per tread

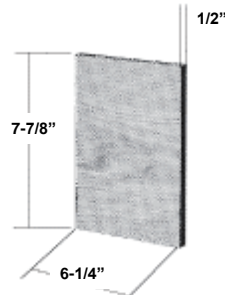
FALSE TREADS

Custom Sizes Available



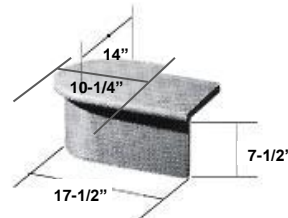
Tread Cap

Specify left or right. Stocked in Red Oak, Maple, Cherry, Poplar, and Paint Grade




False Riser Cap

1/2" x 7-7/8"
Stocked in Red Oak, Maple, Cherry, Poplar, and Paint Grade



False Starting Step

Specify left or right. With scocia and carpet shoe
Tread 1-1/32" thick
Made to order
please specify specie



Wall End Tread Cap

Stocked in Red Oak, Maple, Cherry, Poplar, and Paint Grade

TREAD BRACKETS

Stocked in Red Oak or Paint Grade

Other species available upon request

Note: Stocked in Red Oak or paint grade MDF



Scrolled

12-1/4" x 8-1/4" x 1/4" thick

Plain

12-1/4" x 8-1/4" x 1/4" thick

RISERS

Stocked in Red Oak, Hard Maple, and Poplar

Other species available upon request

Risers are available with rabbet if used with routed skirtboard system



8075 Risers

3/4" x 8" x 36", 42", 48", 54", 60", 72"
Custom Sizes Available

Refer to Page 33 for Starting Steps / Stringers / Skirtboards / Wedges information

Many items in stock – check for availability and/or lead time.

STARTING STEPS

Available in Red Oak and Poplar

Other species available include but are not limited to:

White Oak, Maple, Cherry, Brazilian Cherry, Hickory, Ash, Mahogany, and Walnut



Please specify specie and if riser is stain grade, or a paint grade riser will be supplied.

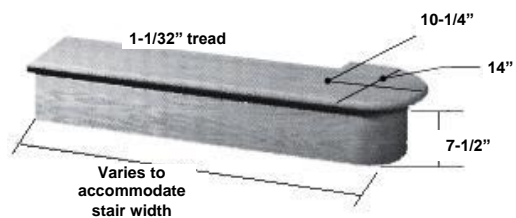
Please specify left or right hand bullnose for single-end steps.

Double bullnose steps are made to fit the stair.


Please specify the distance from finished skirtboard to finished skirtboard.

Starting steps sold with scocia & base shoe


8010 Single Bullnose




8015 Double Bullnose



8020 Single Quartercircle



8020 Double Quartercircle



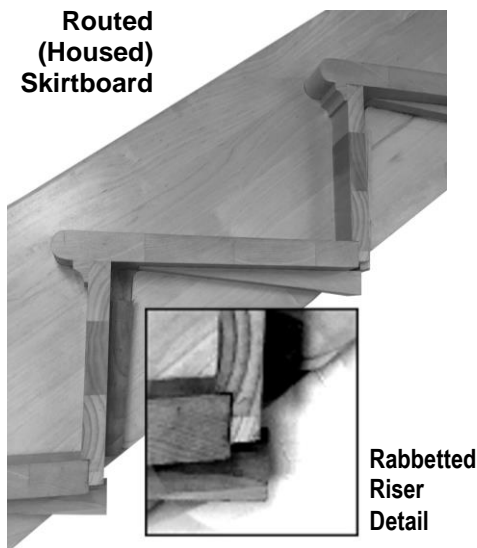
Bullnose starting steps are manufactured to accommodate specific stair widths, however, the installer is responsible for trimming riser and tread to requested dimensions.

Custom bowed starter steps are available; please call with dimensions for pricing.




STRINGERS – SKIRTBOARDS - WEDGES


Routed (Housed) Skirtboard



Ogee Edge Skirtboard



S4S Flat Edge Skirtboard



Face and wall stringers are 3/4" x 9-1/4" unless specified. Stringers are edge glued solid stock with no fingerjoints or veneers. With or without ogee. Routed skirtboards are available - please provide the rise and run of stairway. Contemporary stringers are 1-3/4" x 11-1/4" standard, housed (routed to accept 1-3/4" contemporary treads). Please specify if different dimensions are needed. Wedges are available for routed skirtboard systems. Pitch blocks and verticals for wall and face stringers are available-please specify if needed.

Not typically in stock – check for availability and/or lead time

“Where the Stair Builders Buy”



HANDRAIL BRACKETS

STANDARD WALL RAIL BRACKET (MD) Medium Duty



Wall-to-Center
2-3/4"

AVAILABLE FINISHES
Brushed Nickel
Oil Rubbed Bronze
Polished Brass
Satin Black

LONG ARM STANDARD WALL RAIL BRACKET (MD-E) Medium Duty Extended



Wall-to-Center
3-1/2"

AVAILABLE FINISHES
Brushed Nickel
Oil Rubbed Bronze
Polished Brass

PREMIUM HANDRAIL BRACKET

(HD) Heavy Duty

AVAILABLE FINISHES

Antique Brass	Oil Rubbed Bronze
Antique Nickel	Oil Rubbed Copper
Ash Gray	Polished Brass
Bright Chrome	Vintage Brass
Brushed Nickel	Satin Black
Dorado Gold	Satin Clear Coat



Wall-to-Center
2-3/8"

CUPPED BRACKETS FOR ROUND RAIL AVAILABLE – LIMITED COLORS

PREMIUM HANDRAIL BRACKET (HD-E) Heavy Duty Extended



Wall-to-Center
3-3/8"

AVAILABLE FINISHES
Brushed Nickel
Oil Rubbed Bronze
Polished Brass

IRON HANDRAIL BRACKET (IRON)

AVAILABLE FINISHES

Antique Bronze Textured Powder Coat
Ash Gray
Gray/Black Textured Powder Coat
Oil Rubbed Bronze
Oil Rubbed Copper or Satin Black



Wall-to-Center
3-1/4"

FINIALS

Available in Red Oak or Poplar

Other species available include but are not limited to:

White Oak, Maple, Cherry, Brazilian Cherry, Hickory, Ash, Mahogany, and Walnut



Carved
Acorn



Plain
Acorn



Plain
Pineapple



Carved
Pineapple



Raised Carved
Pineapple



Octagon
Pineapple

Loose finials shown are options to finials that come standard on 3-1/2" newel posts.

These would be applied after existing finials are removed.

More styles available, call with manufacturer name and item number.

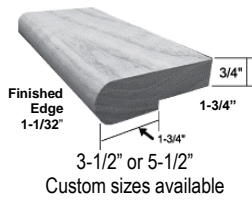
Many items in stock – check for availability and/or lead time

MISCELLANEOUS & HARDWARE



Landing Tread, Base, Scocia, Shoe Rail, Rosette, Newel Drop & Hardware

LANDING TREAD



BASE/APRON



SCOCIA



SCOCIA RETURN




ROUND ROSETTE



OVAL ROSETTE




WALL PAD



PLUG



NEWEL DROP



SHOE RAIL



FILLET



**BALUSTER FASTENER
and/or DRIVER**



NEWEL BOLT KIT



**NEWEL
FASTENER**



RAIL SPRING BOLT



RAIL BOLT KIT



RAIL BOLT WRENCH



RAIL BOLT DRILL DRIVER



RAILSPRINGBOLT 2PK

RAILBOLTKIT

901

401-B



ZIP BOLT



ZIP BOLT DRIVER



ANGLED ZIP BOLT



ZIPBOLT

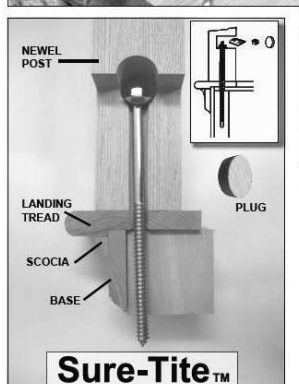
ZIPBOLTDRIIVER

ZIPBOLTUT

**ZIP BOLT SLIP FIX
RAIL BOLT 2 PACK**



**ZIP BOLT SUPERUT
NEWEL ANCHOR**

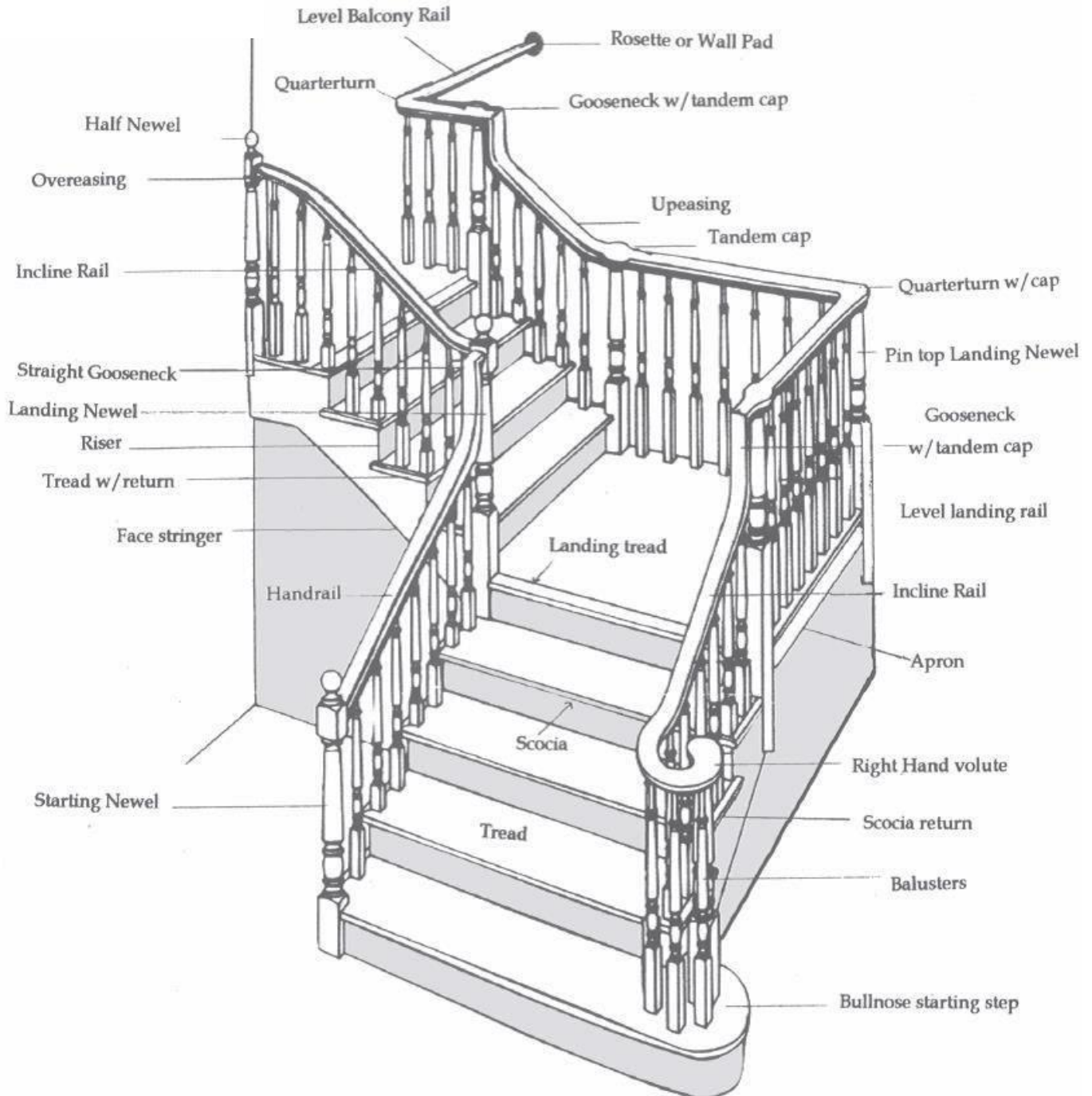


**NOW
4Js**



“Where the Stair Builders Buy”

ANATOMY OF A STAIR



**LEFT SIDE ILLUSTRATES
POST TO POST
STYLE SYSTEM**



**RIGHT SIDE ILLUSTRATES
OVER THE POST
STYLE SYSTEM**



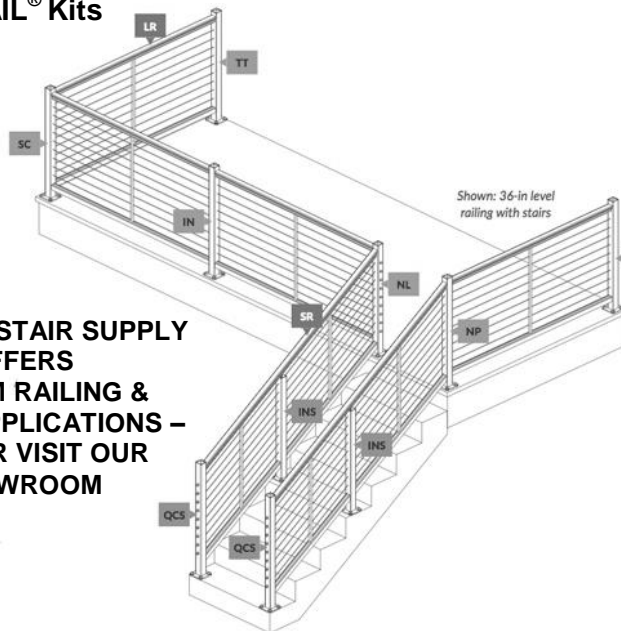
NEW PRODUCT OFFERINGS

ARCHITECTURAL CABLERAIL & DESIGNRAIL® BY FEENEY

Easy to install, prefabricated cable assemblies



DESIGNRAIL® Kits



**BUILDERS STAIR SUPPLY
OFFERS
CUSTOM RAILING &
DESIGN APPLICATIONS –
CALL OR VISIT OUR
SHOWROOM**

Rail Kits

- LR** Level Rail Kit
- SR** Stair Rail Kit

Level Post Kits

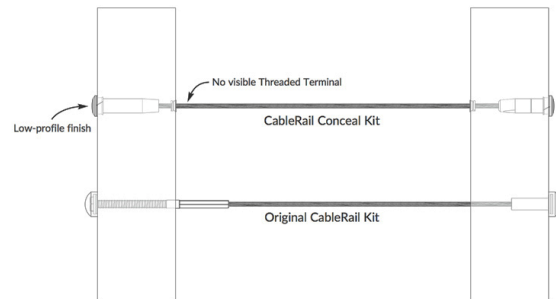
- IN** Intermediate Post Kit
- TT** Threaded Terminal Post Kit
- QC** Quick-Connect® Post Kit
- SC** Single Corner Post Kit
- NR** Newel Termination Post Kit (Right)
- NL** Newel Termination Post Kit (Left)
- NP** Newel Passthrough Post Kit

Stair Post Kits

- INS** Intermediate Stair Post Kit
- TTS** Threaded Terminal Stair Post Kit
- QCS** Quick-Connect® Stair Post Kit

CableRail Kits

Made from high-strength, low-maintenance, weather-tough, 316-grade stainless steel – Available in 1/8", 3/16", and 1/4" diameter cable to complement any railing design – sold in a wide range of standard lengths (5' to 70' in 5' increments) that can be trimmed to a finished dimension in the field – Patented automatic-locking Quick-Connect® Inset fitting makes installation fast and easy – May be installed on new or existing wood or metal railing frames in exterior, interior, residential, and commercial settings – Complete installation instructions, frame requirements, 3-part specifications, and detail drawings available – Product contains recycled materials.



Comparison of NEW Conceal Kits to original CableRail® Kits

CableRail Stair Kits

Stair Railing Projects Made Easy Includes Quick-Connect® Lag fitting, threaded terminal, cable, washers, and Snug-Grip® washer nut. The colored and stainless steel caps are available options for finishing off the installed assembly.




ALSO AVAILABLE - DesignRail® Lighting Kits
SEE THE NIGHT IN A WHOLE NEW LIGHT!


“Where the Stair Builders Buy”

RAINBOW™ ATTIC STAIRS

PRESTIGE model – Steel telescoping attic access stair with all accessories



Grab Handles - Strong 3/4" melamine finish MDF frame
Steel frame with 2" self-finishing flange (no trim casing needed)
Double weather-stripping
All steel, 4" telescopic handrail
Insulated door with 2" Styrofoam core – R15
Powder coated steel "scissors" in color – Self-adjusting stair rise
All steel tread
350 lb. capacity
Protective floor bumpers




**REMOTE CONTROL UNITS
ALSO AVAILABLE!**

SPECIFICATIONS

COLOR	ROUGH OPENING	HEIGHT RANGE	TREAD WIDTH
WHITE	22-1/2"X36"	7'4" to 9'10"	12"
YELLOW	22-1/2"X54"	7'4" to 9'10"	12"
ORANGE	22-1/2"X54"	9'10" to 11'6"	12"
BLUE	25-1/2"X54"	7'4" to 9'10"	14"
GREEN	30"X60"	7'4" to 9'10"	16"
RED	30"X60"	9'10" to 11'6"	16"

STAR model – Entry level steel telescoping attic access stair



Strong 3/4" melamine finish MDF frame
Insulated door with 1" Styrofoam core
And double weather-stripping to reduce drafts & air leakage from the attic
Powder coated steel "scissor"
Self-adjusting stair rise
All steel tread
Protective floor bumpers
350 lb. capacity



Other options, such as special application stairs, include
"WallAccess" stairs for vertical entry &
"Lofty" for loft or small space access

SPECIFICATIONS

COLOR	ROUGH OPENING	HEIGHT RANGE	TREAD WIDTH
GRAY	22-1/2"X36"	7'4" to 10'	12"
GRAY	22-1/2"X54"	7'5" to 10'	12"
GRAY	25-1/2"X54"	7'5" to 10'	14"
GRAY	30"X60"	7'5" to 10'	16"

F and G Series models – All steel folding attic stairs with **570 lb. capacity**



F Series

Suitable for Commercial Use
Spring assists for easier operation
Large safety handles at top
4 separate one-piece steel handrails
Locking safety latches between sections
All powder coated steel
Anti-skid tread strips
Protective floor bumpers

F SERIES SPECIFICATIONS

ROUGH OPENING	HEIGHT RANGE	TREAD WIDTH
22-1/2"x60"	7'-4" to 15'-4"	10" to 17"
Up to 30"x75"		

G Series

Suitable for Commercial Use
Comfortable, 55 degree climbing angle
Spring assists for easier operation
Large safety handles at top
Locking safety latches between sections
All powder coated steel
Anti-skid tread strips
Protective floor bumpers

G SERIES SPECIFICATIONS

ROUGH OPENING	HEIGHT RANGE	TREAD WIDTH
22-1/2"X75"	7'-4" to 10'-4"	12" to 17"
30"X75"		



PROTECH and PROTECH-12 models – True 30 and 75 minute **Fire Rated** Folding Attic Stair



PROTECH FIRE RATED 30

Strong 3/4" melamine finish Steel MDF frame – Steel hand rail – Spring Assist for easy folding and unfolding – 2" Powder coated steel door – **30 minute fire rated** – All steel tread – 350 lb. capacity – Heavy duty welded hinges, Protective floor bumpers

PROTECH SPECIFICATIONS


ROUGH OPENING	HEIGHT RANGE	TREAD WIDTH
23-1/2"x51-1/4"	8' to 10'	14"

PROTECH-12 FIRE RATED 75

Self-adjusting stair rise - All powder coated steel stair components – 2" Powder coated steel door – **75 minute fire rated** – Unique sliding frame deploys stair in a straight line to floor, no swing out – Built-in 2" steel trim- no ceiling molding needed – Protective floor bumpers

PROTECH 12 SPECIFICATIONS

ROUGH OPENING	HEIGHT RANGE	TREAD WIDTH
30" x 60"	10'4" to 12'	14"



ASSEMBLED IN USA

SPIRAL STAIRS



BEAUTIFUL METAL SPIRAL STAIRS CUSTOM MADE FOR YOU.

All stairs are designed to your specifications and completely assembled at the factory with a custom formed handrail, then "knocked down" (KD) for easy re-assembly at the job site. Stair models are available with a variety of handrail materials, but never plastic tubing. All stair models are customizable by selecting alternate stair balusters, panels, or handrails. Please inquire. Backed by a solid warranty, each custom spiral stair is an example of expert engineering and meticulous metal craftsmanship. Made in the U.S.A.



METAL RAIL OPTIONS



D366 embossed copper handrail



D100 painted steel handrail



D224C painted round tube handrail


WOOD RAIL PROFILE OPTIONS



6010




6210



6600




6900



R10503



R10515

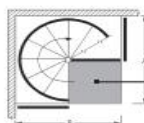


R10505

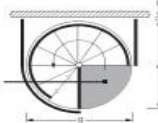
D105 wood handrails are supplied unfinished (natural).

PLATFORM OPTIONS

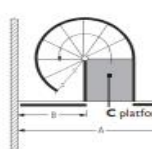
Let us determine the railing lengths. Supply a sketch of the finished opening with your order, including drywall or other finish material. The examples in this section illustrate the type of information required for us to build your railings accurately.



Square Opening
A & B are finished opening dimensions. (down to the right)



Round Opening
A & B are finished opening dimensions. C is the distance from the finished opening to the finished wall. (down to the left)



Balcony or Loft Railing

A & B are finished balcony dimensions. (down to the left)

TREAD OPTIONS

TREAD OPTIONS

Frame only	Carpet grade	Red Oak Edge
Hardwood	Cedar Deck	Pan
Checkerplate	Radial Grate	Glass Block
Laminated Glass	Laser	Smooth



D465

Spiral stair models include as standard: platform rail, carpet grade tread and platform covers, painted center column cap, and finish in powder coat of Black Satin or Black Flat, or liquid paint finish in Black Primer. Choose from over 30 finish colors and 12 tread or platform cover options, including hardwood in 9 different species. Most stair models can be fabricated for exterior installations using aluminum, stainless steel, or galvanized steel. We recommend aluminum for exterior applications. Please inquire.



D423

"Where the Stair Builders Buy"

~~~ORDER FORM~~~



www.buildersstairsupply.com

FAX ORDER

CUSTOMER

PH. 314-963-9217
 FX. 314-963-9218
 TF. 1-888-927-8247
 sales@buildersstairsupply.com

NAME: _____
 CONTACT: _____
 PHONE: _____
 FAX: _____

PO#	In / Due	Ship Via
	/	

Quantity	Code / Size	Species
1		
2		
3		
4		
5		
6		
7		
8		
9		
9		
10		
11		
12		
13		
14		
15		

NOTES:

This work order can be copied and used to do a take off for your stair job.

<table border="1" style="width: 100%; border-collapse: collapse;"> <tr> <th colspan="2">CARRIAGES</th> </tr> <tr> <td>QTY</td> <td>PTS PTS PTS</td> </tr> </table>	CARRIAGES		QTY	PTS PTS PTS	<table border="1" style="width: 100%; border-collapse: collapse;"> <tr> <th colspan="2">FITTINGS</th> </tr> <tr> <td>#</td> <td><div style="float: right; text-align: right;">OAK POP</div></td> </tr> </table>	FITTINGS		#	<div style="float: right; text-align: right;">OAK POP</div>								
CARRIAGES																	
QTY	PTS PTS PTS																
FITTINGS																	
#	<div style="float: right; text-align: right;">OAK POP</div>																
<table border="1" style="width: 100%; border-collapse: collapse;"> <tr> <th colspan="2">STRINGERS</th> </tr> <tr> <td>QTY</td> <td>LEFT RIGHT</td> </tr> <tr> <td colspan="2">WALL FLAIR FACE</td> </tr> </table>	STRINGERS		QTY	LEFT RIGHT	WALL FLAIR FACE		<table border="1" style="width: 100%; border-collapse: collapse;"> <tr> <th colspan="2">RAIL BRACKETS</th> </tr> <tr> <td>MD BRT. BRASS DULL CHRM CHROME BLACK</td> <td>HD BRT. BRASS DULL CHRM BRT CHRM. BLACK ANT BRASS</td> </tr> <tr> <td colspan="2">SOLID BRASS CHRM. OTHER</td> </tr> </table>	RAIL BRACKETS		MD BRT. BRASS DULL CHRM CHROME BLACK	HD BRT. BRASS DULL CHRM BRT CHRM. BLACK ANT BRASS	SOLID BRASS CHRM. OTHER					
STRINGERS																	
QTY	LEFT RIGHT																
WALL FLAIR FACE																	
RAIL BRACKETS																	
MD BRT. BRASS DULL CHRM CHROME BLACK	HD BRT. BRASS DULL CHRM BRT CHRM. BLACK ANT BRASS																
SOLID BRASS CHRM. OTHER																	
<table border="1" style="width: 100%; border-collapse: collapse;"> <tr> <th colspan="2">WALL PADS</th> </tr> <tr> <td>SMALL LARGE TALL THICK</td> <td>NEWEL S DROP L</td> </tr> <tr> <td colspan="2">OVAL - RND - SQ OVAL - SQ</td> </tr> </table>	WALL PADS		SMALL LARGE TALL THICK	NEWEL S DROP L	OVAL - RND - SQ OVAL - SQ		<table border="1" style="width: 100%; border-collapse: collapse;"> <tr> <th colspan="2">3-1/2" LANDING TREAD</th> </tr> <tr> <td colspan="2"><div style="float: right; text-align: right;">OAK POP</div></td> </tr> </table>	3-1/2" LANDING TREAD		<div style="float: right; text-align: right;">OAK POP</div>							
WALL PADS																	
SMALL LARGE TALL THICK	NEWEL S DROP L																
OVAL - RND - SQ OVAL - SQ																	
3-1/2" LANDING TREAD																	
<div style="float: right; text-align: right;">OAK POP</div>																	
<table border="1" style="width: 100%; border-collapse: collapse;"> <tr> <th colspan="2">3-1/2" LANDING TREAD</th> </tr> <tr> <td colspan="2"><div style="float: right; text-align: right;">OAK POP</div></td> </tr> </table>	3-1/2" LANDING TREAD		<div style="float: right; text-align: right;">OAK POP</div>		<table border="1" style="width: 100%; border-collapse: collapse;"> <tr> <th colspan="2">BASE</th> </tr> <tr> <td>3-1/4"</td> <td>4-1/4"</td> </tr> <tr> <td colspan="2"><div style="float: right; text-align: right;">OAK POP</div></td> </tr> </table>	BASE		3-1/4"	4-1/4"	<div style="float: right; text-align: right;">OAK POP</div>							
3-1/2" LANDING TREAD																	
<div style="float: right; text-align: right;">OAK POP</div>																	
BASE																	
3-1/4"	4-1/4"																
<div style="float: right; text-align: right;">OAK POP</div>																	
<table border="1" style="width: 100%; border-collapse: collapse;"> <tr> <th colspan="2">SCOCIA</th> </tr> <tr> <td colspan="2">SCOCIA RETURNS LEFT RIGHT</td> </tr> <tr> <td colspan="2"><div style="float: right; text-align: right;">OAK POP</div></td> </tr> </table>	SCOCIA		SCOCIA RETURNS LEFT RIGHT		<div style="float: right; text-align: right;">OAK POP</div>		<table border="1" style="width: 100%; border-collapse: collapse;"> <tr> <th colspan="2">BALUSTERS</th> </tr> <tr> <td>#</td> <td>31 -- 34 -- 36 -- 39 -- 41-42 --</td> </tr> <tr> <td>#</td> <td>IRON - BALUSTERS SHOES</td> </tr> </table>	BALUSTERS		#	31 -- 34 -- 36 -- 39 -- 41-42 --	#	IRON - BALUSTERS SHOES				
SCOCIA																	
SCOCIA RETURNS LEFT RIGHT																	
<div style="float: right; text-align: right;">OAK POP</div>																	
BALUSTERS																	
#	31 -- 34 -- 36 -- 39 -- 41-42 --																
#	IRON - BALUSTERS SHOES																
<table border="1" style="width: 100%; border-collapse: collapse;"> <tr> <th colspan="2">RISERS</th> </tr> <tr> <td>LEFT RABBETED</td> <td>RIGHT RABBETED</td> </tr> <tr> <td>36 42 48 54 60 72</td> <td>36 42 48 54 60 72</td> </tr> <tr> <td colspan="2">FALSE</td> </tr> </table>	RISERS		LEFT RABBETED	RIGHT RABBETED	36 42 48 54 60 72	36 42 48 54 60 72	FALSE		<table border="1" style="width: 100%; border-collapse: collapse;"> <tr> <th colspan="2">TREADS</th> </tr> <tr> <td>LEFT FALSE</td> <td>RIGHT FALSE</td> </tr> <tr> <td>36 42 48 54 60 72</td> <td>36 42 48 54 60 72</td> </tr> <tr> <td colspan="2">WALL CAP DBL</td> </tr> </table>	TREADS		LEFT FALSE	RIGHT FALSE	36 42 48 54 60 72	36 42 48 54 60 72	WALL CAP DBL	
RISERS																	
LEFT RABBETED	RIGHT RABBETED																
36 42 48 54 60 72	36 42 48 54 60 72																
FALSE																	
TREADS																	
LEFT FALSE	RIGHT FALSE																
36 42 48 54 60 72	36 42 48 54 60 72																
WALL CAP DBL																	
<table border="1" style="width: 100%; border-collapse: collapse;"> <tr> <th colspan="2">APPLIED RETURNS</th> </tr> <tr> <td>LEFT RIGHT LOOSE</td> <td>MATERIAL</td> </tr> <tr> <td colspan="2">TREAD BRACKETS # LEFT: SCROLL - PLAIN # RIGHT: SCROLL - PLAIN</td> </tr> </table>	APPLIED RETURNS		LEFT RIGHT LOOSE	MATERIAL	TREAD BRACKETS # LEFT: SCROLL - PLAIN # RIGHT: SCROLL - PLAIN		<table border="1" style="width: 100%; border-collapse: collapse;"> <tr> <th colspan="2">NEWELS</th> </tr> <tr> <td>QTY</td> <td>60 72 STYLE:</td> </tr> <tr> <td>43 48 54 56</td> <td></td> </tr> </table>	NEWELS		QTY	60 72 STYLE:	43 48 54 56					
APPLIED RETURNS																	
LEFT RIGHT LOOSE	MATERIAL																
TREAD BRACKETS # LEFT: SCROLL - PLAIN # RIGHT: SCROLL - PLAIN																	
NEWELS																	
QTY	60 72 STYLE:																
43 48 54 56																	
<table border="1" style="width: 100%; border-collapse: collapse;"> <tr> <th colspan="2">RAILS</th> </tr> <tr> <td>6010 6210 6410 6519 6700 6115 Contempo</td> <td></td> </tr> </table>	RAILS		6010 6210 6410 6519 6700 6115 Contempo		<table border="1" style="width: 100%; border-collapse: collapse;"> <tr> <th colspan="2">PLOWED RAILS</th> </tr> <tr> <td>6010 6210 6410 6519 6700 6115 Contempo</td> <td>1-1/4" 1-5/8" 1-3/4" OTHER</td> </tr> </table>	PLOWED RAILS		6010 6210 6410 6519 6700 6115 Contempo	1-1/4" 1-5/8" 1-3/4" OTHER								
RAILS																	
6010 6210 6410 6519 6700 6115 Contempo																	
PLOWED RAILS																	
6010 6210 6410 6519 6700 6115 Contempo	1-1/4" 1-5/8" 1-3/4" OTHER																
<table border="1" style="width: 100%; border-collapse: collapse;"> <tr> <th colspan="2">SHOE RAIL</th> </tr> <tr> <td>RAIL BOLT PLUG</td> <td>FILLET</td> </tr> <tr> <td>RAIL BOLT</td> <td>HALF RAIL</td> </tr> </table>	SHOE RAIL		RAIL BOLT PLUG	FILLET	RAIL BOLT	HALF RAIL	<table border="1" style="width: 100%; border-collapse: collapse;"> <tr> <th colspan="2">MISCELLANEOUS</th> </tr> <tr> <td colspan="2">ALL-STAIN OAK - POP MAPLE PAINT-STAIN OAK - POP POP - MAPLE OTHER</td> </tr> <tr> <td>COMPLETE</td> <td>U L RISE U L RUN</td> </tr> </table>	MISCELLANEOUS		ALL-STAIN OAK - POP MAPLE PAINT-STAIN OAK - POP POP - MAPLE OTHER		COMPLETE	U L RISE U L RUN				
SHOE RAIL																	
RAIL BOLT PLUG	FILLET																
RAIL BOLT	HALF RAIL																
MISCELLANEOUS																	
ALL-STAIN OAK - POP MAPLE PAINT-STAIN OAK - POP POP - MAPLE OTHER																	
COMPLETE	U L RISE U L RUN																

Job Info: _____

"Where the Stair Builders Buy"

GALLERY



Where the Stair Builders Buy!



www.buildersstairsupply.com


9217 WATSON INDUSTRIAL PARK, ST. LOUIS, MO 63126

314-963-9217

sales@buildersstairsupply.com

1-888-927-8247

MANUFACTURER OF THE
"COMFORT RAIL"
SYSTEM



STAIRS ARE COMPLEX

At Builders Stair Supply, you will not be left to fend for yourself like at the big box stores. We offer the largest selection of stair parts in the area. Not the "three" choices you have with the "other guy's place", but an array of styles in every stair part line. For instance, our wrought iron baluster line has over 70 designs and our wood parts are available in virtually any wood species.

Builders Stair Supply has a rich history of serving the professional stair builder and custom home builder in the Greater St. Louis Region for over 30 years and when we say – **"Stair parts designed with the stair builder in mind"** it is not just a saying but a way of life. Our company is dedicated to offering you the highest quality stair parts available with ***"fittings that fit"***.

Home owner, stair builder, or home builder, let Builders Stair Supply be the key to your success:

**PRODUCT KNOWLEDGE
INSTALLATION INSTRUCTION
CODE COMPLIANCE ISSUES
ONLY THE FINEST QUALITY PRODUCTS
INSTALLATION OUR SPECIALTY**



"Where the Stair Builders Buy"