

**920i FlexWeigh
Systems**

PROCESS CONTROL



Manufacturer-Approved
DIRECT REPLACEMENT FOR FLEXWEIGH'S DWM-IV

**CARLSON
SCALE,
INC.**
Est. 1950

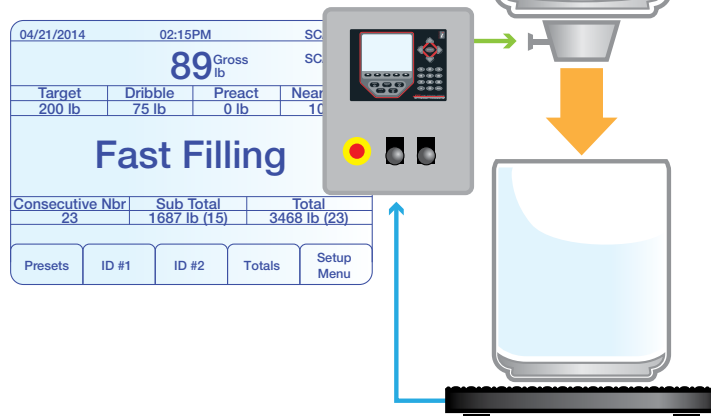
Off-the-shelf control

READY, SET, WEIGH.

Pre-engineered and pre-programmed 920i FlexWeigh Systems are Rice Lake's turnkey answer to many of manufacturing's most commonly used weighing processes, providing clearly defined, immediate solutions for almost any operation. 920i FlexWeigh Systems combine the power and versatility of the 920i interface with the simplicity and strength of the FlexWeigh control panel. There is no need for lengthy quoting or design obstacles. Each 920i FlexWeigh model is a standard design in its own right, factory tested and programmed for the task at hand. Stainless steel NEMA-4X enclosures and rugged, customizable operation switches guarantee industrial strength and dependability, day after day, year after year. Once you've selected the right model for the job, your 920i FlexWeigh System is shipped complete and ready to weigh, seamlessly transitioning almost any measurement task into a fully automated weighing process.

Single-Ingredient Fillers

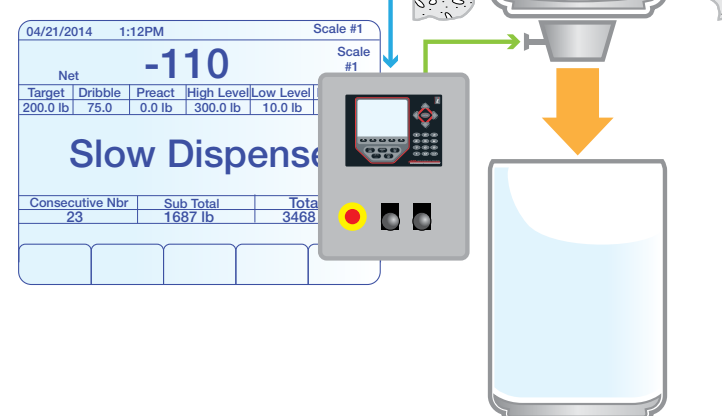
For repetitively filling one ingredient to a specified weight value.



- **101 Basic Container Filler**
Tares any freestanding container, starts the fill on command, and stops at desired value.
- **102 Hopper Fill and Discharge**
Tares and fills a single-ingredient hopper to a desired value, then discharges on command.

Loss-in-weight Fillers

For dispensing specified amounts of a single ingredient from a weight-monitored supply.

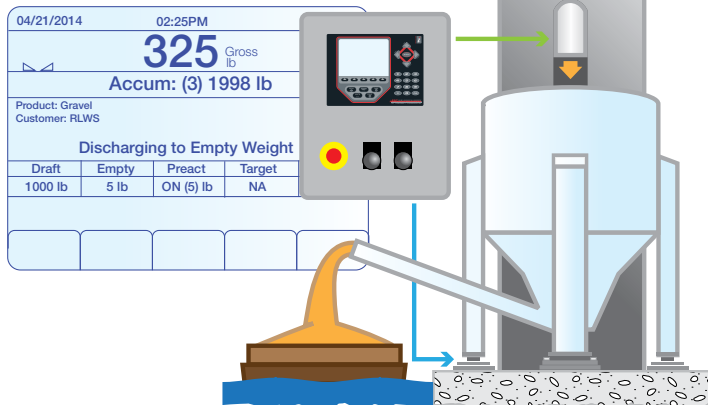


- **103 Continuous Supply**
Dispenses product from a refillable hopper until supply reaches a low-level amount, then signals automatic refill of hopper.
- **104 Replaceable Supply**
Dispenses product from a non-refillable container. As container empties, system can be paused to change supply container and resumed to complete the cycle.



Bulkweighing Fillers

For using limited-capacity hoppers to fill barges or vessels with product, or measure large quantities of received product.



• 107 Bulk Shipping

Repeatedly fills and discharges a measured hopper until a specified target weight has been reached.

• 108 Bulk Receiving

Repeatedly fills and dispenses a measured hopper until all product is received, then total.

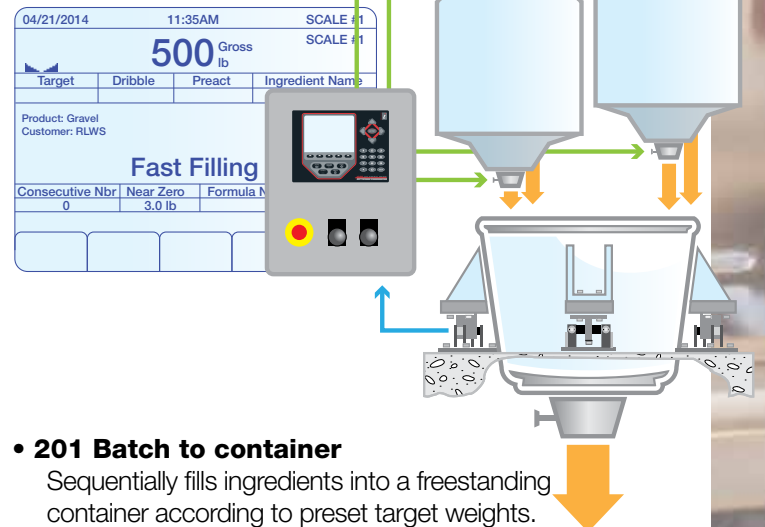
• 109 Bulk Shipping or Receiving

Toggle between bulk-shipping and bulk-receiving modes.



Multi-Ingredient Batchers

For batching up to four ingredients at dual speed, or up to eight ingredients at single speed.



• 201 Batch to container

Sequentially fills ingredients into a freestanding container according to preset target weights.

• 202 Batch to Hopper and Discharge

Sequentially fills ingredients into a hopper according to preset target weights, then discharges on command.

920i FlexWeigh Systems

PROCESS CONTROL

Standard Features

- 920i HMI Indicator/Controller
- Large 4.6 in W x 3.4 in H, backlit LCD graphical display
- Five displayed softkeys
- Operator prompts
- Stainless steel, NEMA-4X enclosure 16 in x 14 in x 6.75 in
- Standard heavy-duty switches (Start, E-Stop, Reset/Resume)
- 24-channel digital I/O board
- SSR 2-channel output relay, 120-140 VAC, 2A
- 2-year warranty

Systems on front shown with optional switches and lights.

Options

- Custom controls for manual override and status lights
- DC/DC power converter
- Sunlight viewable transfective display



Customizable with a range of available lights and switches, 920i FlexWeigh Systems can be designed for very specific needs.

Complete your 920i FlexWeigh Systems with the best industrial weighing equipment available.



Bench Scales

For mobility and convenience, bench scales offer ideal features that are adaptable to a wide range of applications. Rice Lake's diverse bench scale selection offers a product for almost any conceivable capacity or requirement.



Remote and Messaging Displays

Featuring a super-bright LED display and a non-glare filtered lens, the SURVIVOR LaserLight® Remote Display and M-Series Messaging Remote Display is clearly visible—even in direct sunlight. The unique IntelliBright™ feature uses a photo sensor that reads ambient light and automatically adjusts the display's intensity between day and night settings optimizing power usage. The 4" and 6" LaserLight and 8 and twelve-character M-Series models are available with visors.



Floor Scales

Rice Lake floor scales carry the durable reputation and strength of the RoughDeck® name. Whether it's steers, steel, pallets, people, or semi trucks, Rice Lake has a floor scale or platform scale to fit your needs.



Load Cells

Rice Lake is the largest supplier of load cells and related accessories in North America. Our load cells are standard equipment on many OEM concrete plant applications. Rice Lake components are the perfect solution to retro fitting your existing plant.



Weigh Modules/Mounts

Selecting a high-quality weigh module involves factors such as working environment and loading conditions. Based on these and other design specifications, Rice Lake Weighing System's experienced engineering and design staff has created the most comprehensive line of weigh modules available. We offer over 20 different mount styles, including the industry's only waterproof-guaranteed weigh modules. Complete mounting kits are available with our weigh modules, simplifying the selection and installation processes.



Printers

Supplement your setup with a selection of quality printing and scanning devices. Rice Lake is your best source for peripheral printing equipment, offering the supplies you need and service support for all of the models we sell.



Wireless Accessories

Our wireless transceivers easily communicate data between various electronics in your scale system.

© Rice Lake Weighing Systems • Specifications subject to change without notice.

**CARLSON
SCALE,
INC.**

Est. 1950

Carlson Scale Inc.
1418 Lone Palm Ave
Modesto, CA 95351 • USA
TEL: 209-523-3898
FAX: 209-523-1549

Carlson_Scale_Shop@msn.com