

GUIDE TO CARTON SELECTION

TYPE OF BOXES YOU'LL NEED:	NUMBER OF BEDROOMS IN HOUSE / APT						
WARDROBES	16	14	12	8	6	3	1
DISH PACKS	4	4	4	4	3	2	1
LARGE BOX	22	20	10	8	6	3	—
MEDIUM BOX	60	54	51	30	21	17	5 - 8
SMALL BOX	40	30	25	20	14	10	4
MIRROR AND PICTURE BOXES - AS NEEDED							


INSTAQUOTE MAKES IT EASY

Follow these easy "INSTAQUOTE" steps:

1. Go to: www.economymoving.net
2. On the homepage, click on the **INSTAQUOTE** button on the right side of the page.
3. Fill out the **INSTAQUOTE** Form as accurately as possible. Be sure to click on the "Get your InstaQuote" tab.
4. Save a copy or print it. We will contact you.
5. The moving quote includes: Movers and one truck, moving pads, dollies, 1 flight of stairs or elevator, loading and unloading our truck from a location within 70 feet of your residential unit at your origin and your destination.
6. *This is an approximate formula. Every effort has been made to calculate the cost as accurately as possible, but your virtual-quote may need to be adjusted.*
7. *Frequently, an **INSTAQUOTE** will need to be adjusted to a lower rate. Please call our office to verify your cost.*

Notes & Questions:

"GET A GUARANTEED
NOT TO EXCEED QUOTE"
...**ONLINE**...



- Guaranteed Quotes online:
www.economymoving.net
- Flat Rates in Writing
- Local & Long Distance
- 52+Years' Moving Experience
- Free Wardrobe-Service
- Family Owned & Operated
- Packing & Loading Services
- **"AAA"** Best Rated by the
**BUSINESS
CONSUMER
ALLIANCE**

**SUPERIOR / ECONOMY
MOVING COMPANY**

(818) 884-6125

(805) 223-8183

(818) 547-9904

(310) 696-0188

Call us toll free... (800) 324-0334

PACKING TIPS & HELPFUL HINTS

Use common sense when you pack your boxes; it is your most valuable tool. It doesn't save time or money to pack items in plastic bags or to use large boxes for heavy items, just to have fewer boxes to move. It will end up taking more time. Large, heavy, overloaded boxes become weakened and the contents may break through the bottom causing wasted time. Often small boxes can be stacked 4-5 high on a dolly and moved by one mover and if you use medium or large boxes, it often requires two movers to move them.



BOXED ITEMS

Pack each box to the top and seal with tape. Pack heavy items in small boxes and lighter items in larger boxes. Boxes which are flat on top are stackable and can be dollied easily. Do not use plastic bags they are much slower to move.



BOOKS and PAPERS

Pack books flat to protect spines; use small boxes. Do not put books in your drawers. Don't use medium or large boxes for books and papers because it will take two movers to move these instead of one mover with a dolly.




CHINA, CRYSTAL, and DISHES

Wrap each piece in newsprint. Nest cups and bowls, stand plates on edge, stand stemware on mouth opening or on the side, never on the stems. Crumble newsprint sheets and put in the box bottom and on top of the wrapped items.



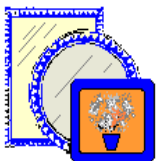
LAMPS, SHADES, and RUGS

Pack lamps and lamp shades in cartons and mark boxes, "FRAGILE-TOP LOAD ONLY." For local moving, most lamps can be wrapped in moving pads for safe transport. You may prefer to move your lamp shades in your own vehicle.



JEWELRY, VALUABLE ITEMS

Keep important papers and documents and high value items with you or in a safe place. Do not leave valuables in furniture drawers. The movers are not responsible for these items.



MIRRORS GLASS and PICTURES

Wrap your pictures, glass and mirrors with bubble-wrap. They can be moved without using a special carton. If you want the movers to pack marble and glass table tops, pictures, or mirrors, leave them where they are.



MONEY & TIME SAVING TIPS

Your total moving cost will depend on a few variables. As you plan your move, consider these points...
MONEY SAVING TIPS:

1. Readiness to be moved: Hallways and walkways clear and uncluttered and all furniture empty and surfaces cleared off.
2. Decide if you or the movers will disassemble and reassemble the furniture, i.e. beds, cribs, dresser mirrors.
3. Finish packing before the movers arrive. Pack fragile items appropriately; use large boxes for blankets, comforters and light items; small boxes for books and other heavy items; pack all boxes flat and tape boxes closed. Do not use plastic bags except to cover cushions and for pillows.
4. Pictures, plants, lamp shades and lamps are delicate and require extra attention. Often these items can be moved in your own vehicle; saving you money.
5. If it is possible, reserve parking spaces for the moving van close to your door at the origin and destination locations. The typical space needed is about 2 -1/2 car lengths.
6. If you need packing, hoisting or any other additional services, call us or send an email to our office for rates and information.
7. Keep all important papers in a safe location.
8. Keep items you may need accessible, i.e.: mobile phone, light bulbs, toothpaste and toothbrush, toilet paper, and your checkbook.
9. After the truck is loaded, inspect your premises for any overlooked items. It is your responsibility to make sure nothing is remaining in the residence.