

GENERAL DOORS
Corporation



Newport 138
Insulated Steel Raised Panel Garage Doors

With an Energy Efficient R-12 Rating

World Class Quality
Local Availability



Newport 138 Insulated Steel Garage Doors

The Newport 138 Model offers homeowners, as well as home builders, the classic elegance of raised panel doors and the strength and practicality of pre-finished steel in a variety of colors. This is a highly energy efficient door featuring a calculated insulation value of R-12.

Three layer construction with a CFC-free polyurethane core and full 26 gauge galvanized steel skins inside and outside

- 1-3/8" thick steel sandwich construction using a polyurethane insulating core with an R-value of 12
- Durable two-coat baked-on polyester paint finish on both sides of door
- Sections have a thermal break and dual weather seal between them for tight closure and energy efficiency

- Finely detailed embossed wood grain surface available in short (Colonial) or long (Ranch) raised panel designs, as well as a flush panel that will complement a wide range of architectural styles
- Three-year hardware warranty
- Limited lifetime warranty against rust-through or delamination of door sections

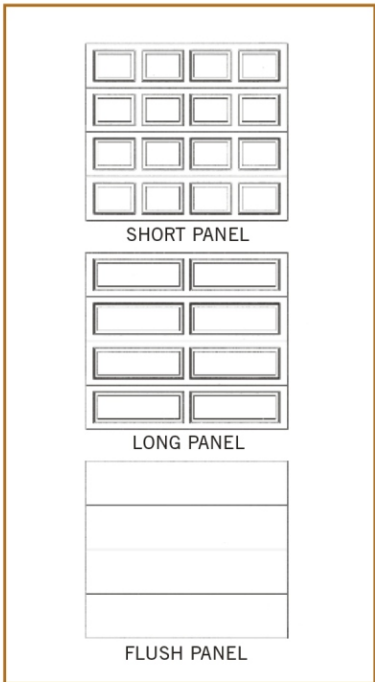
Sizes

Standard widths: 8', 9', 10', 16', and 18'
Special order widths are available up to 18'

Standard heights: 6'6", 7', 7'6" and 8'

Panel arrangements vary according to section width

Panel Design Options





WINDOW OPTIONS

General Doors' Newport doors are available with either two windows (long panel) or four windows (short panel), plus several distinct design trim styles that work with a variety of architecture. Wider doors have different layouts. Color matched frames and design trim inserts that snap-in and snap-out for easy glass cleaning are standard.

Newport windows are either single or insulated glass.



591 Cascade Short Panel



591 Cascade Long Panel



397 Colonial Short Panel



397 Colonial Long Panel



306 Sherwood Short Panel



306 Sherwood Long Panel



305 Sunburst Short Panel



305 Sunburst Long Panel



320 Waterton Short Panel



320 Waterton Long Panel



393 Cathedral Short Panel



387 Stockton Long Panel



388 Somerton Long Panel



588 Wynbridge Long Panel



405 Sunburst Short Panel (16' and 18' wide doors only)




405 Sunburst Long Panel (16' and 18' wide doors only)

Here's why we can offer a "Lifetime Rust-Through Warranty"

A standard feature of The Newport 138 is our tough, anti-corrosion protection – inside and out.

1-3/8" thick Polyurethane (100% CFC-free) Inner Core
Base Steel
Hot-dipped Zinc Coat (Galvanized)
Primer Coat
Baked-on Polyester Top Coat



Door Colors



ARCTIC WHITE



ALMOND




SANDTONE



GRAY



BLACK



CAFE



BRONZE



DESERT TAN



DEEP BROWN

There's a Newport Door for Every Garage



Weather-tight fit with thermal breaks and dual, between section seals



Stucco embossed, pre-finished, ribbed steel interior skin

Woodgrain embossed pre-finished steel exterior skin

Finely detailed raised panel

Continuous process polyurethane insulating core R-12

Continuous steel reinforcement strip for hardware attachment

Flexible 3" vinyl bottom seal in aluminum retainer



Lifetime limited warranty against rust-through and/or delamination of door face. Three-year hardware warranty. See dealer for complete warranty information.

Green Building Benefits

Energy savings from insulation value, recycled content, and product longevity.

1 Monroe Street
 PO Box 205 • Bristol, PA 19007-0205
 215.788.9277 • Fax: 215.788.9450
general-doors.com
sales@general-doors.com

GENERAL DOORS
Corporation

Your Authorized General Doors Distributor:

