

GENERAL DOORS  
*Corporation*

A two-story brick house with a white garage door. The house features a prominent gable roof with a dormer window on the left. The main facade is made of red brick, with a white arched window above the garage door. The garage door is white with a raised panel design and a row of seven small windows at the top. The house is set on a concrete driveway with green grass and shrubs in the foreground.

Newport 200  
Insulated Steel Raised Panel Garage Doors

**Premium Energy Efficient  
Polyurethane Insulated Doors with an R-18 Rating**

World Class Quality  
Local Availability

# Newport 200 Insulated Steel Garage Doors


The Newport 200 offers homeowners, as well as home builders, the classic elegance of raised panel doors, one of the industry's highest insulation values, and the strength and practicality of pre-finished steel. This is a premium, highly energy efficient door featuring a calculated insulation value of R-18.

## Three layer construction with a CFC-free polyurethane core and full 26 gauge steel skins inside and outside

- 2" thick (through the end caps) steel sandwich construction using a polyurethane insulating core with an R-value of 18
- Interior and exterior skins are hot-dipped, galvanized steel, prefinished with a primer, and baked-on polyester top coat

- Sections have a thermal break and dual weather seal between them for tight closure and energy efficiency
- Finely detailed embossed wood grain surface available in short (Colonial) or long (Ranch) raised panel designs, as well as a flush panel that will complement a wide range of architectural styles
- Three layer construction provides exceptional strength and a substantial, solid feel during operation

## Panel Design Options



SHORT PANEL



LONG PANEL



FLUSH PANEL

## Sizes

Standard widths:  
8', 9', 10', 16', and 18'  
Special order widths are available up to 20'.

Standard heights:  
6'6", 7', 7'6" and 8'





## WINDOW OPTIONS

General Doors' Newport doors are available with either two windows (long panel) or four windows (short panel). Wider doors have different layouts. Color matched frames and design trim inserts that snap-in and snap-out for easy glass cleaning are standard. Newport windows are either single or insulated glass.



591 Cascade Short Panel




591 Cascade Long Panel



397 Colonial Short Panel



397 Colonial Long Panel



306 Sherwood Short Panel



306 Sherwood Long Panel



305 Sunburst Short Panel



305 Sunburst Long Panel



320 Waterton Short Panel



320 Waterton Long Panel



393 Cathedral Short Panel



387 Stockton Long Panel



388 Somerton Long Panel



588 Wynbridge Long Panel




405 Sunburst Short Panel (16' wide doors only)



405 Sunburst Long Panel (16' wide doors only)


### Optional oversized window designs



Two Piece Arch Wrought Iron



One Piece Arch Wrought Iron



Square Wrought Iron

Optional oversized windows offer a distinctive enhancement to the Newport Carriage Door. They are available in clear or obscure insulated glass, in square or arched shapes, and either plain or decorated with 4 or 8 lite grids, or wrought iron designs.

## Door Colors



ARCTIC WHITE



ALMOND



SANDTONE



WALNUT



BLACK



GRAY



BRONZE



CAFE



BROWN



DESERT TAN

### DUAL DIRECTION WOOD LOOK



MEDIUM OAK




LIGHT OAK

## Top Quality Hardware

Heavy-duty track with a unique elliptical curve reduces the force necessary to roll the door along the track, making opening and closing easier and smoother. Commercial grade galvanized hinges and quiet heavy duty nylon rollers offer superior strength and years of trouble-free operation.

# There's a Newport Door for Every Garage



Weather-tight fit with thermal breaks and dual, between section seals



Stucco embossed, pre-finished, ribbed steel interior skin

Woodgrain embossed pre-finished steel exterior skin

Finely detailed raised panel

Continuous steel reinforcement strip for hardware attachment

Continuous process polyurethane insulating core R-18

Flexible 3" vinyl bottom seal in aluminum retainer



Lifetime limited warranty against rust-through and/or delamination of door face. See dealer for complete warranty information.

1 Monroe Street  
PO Box 205 • Bristol, PA 19007-0205  
215.788.9277 • Fax: 215.788.9450  
general-doors.com  
sales@general-doors.com

**GENERAL DOORS**  
*Corporation*

Your Authorized General Doors Distributor:

**Green Building Benefits**  
Energy savings from insulation value, recycled content, and product longevity.

