


INDIAN CREEK STONE PRODUCTS

QUARRIER AND PRODUCER OF NATURAL STONE FOR BUILDING AND LANDSCAPING



is proud to present our line of...

LANDSCAPING PRODUCTS



Post Office Box 96 - Huron, Indiana 47437
PHONE 812-247-3342 - FAX 812-247-3441
www.indiancreekstone.com

Edgers & Pavers

3-6

Golden Summit Edgers & Surrounds
Rosewood Edgers
Blueridge™ Edgers
Sawn Edgers
Indiana Limestone Tumbled Edgers
Indian Creek™ Sawn Face Pavers
Sienna™ Sandstone Tumbled Edgers
Country Lane Tumbled 4"x4" Pavers
Founders Ridge Edgers

Wall Stone

6

Indian Creek™ Fieldstone Wall Stone
Colonial Wall Stone
Colonial Snapped Wall Stone

Steps

7-10

Indiana Limestone Sawn Steps
Sienna™ Sandstone Sawn Steps
Blueridge™ Snapped Steps
Blueridge™ Irregular Steps
Weathered Limestone Irregular Steps
Weathered Edge Sawn Sienna™ Irregular Steps
Sienna™ Sandstone Irregular Steps
Indian Creek™ Irregular Steps
King's Ridge Gold Steps
King's Ridge Brown Steps
Indiana Limestone Weathered Edge Steps

Boulders & Outcroppings

11-16

Indian Creek™ Boulders
Sienna™ Irregular Boulders
Weathered Indiana Limestone Ledge
Sienna™ Ledge
Indian Creek™ Ledge
Weathered Limestone Boulders
Geodes
River Rounds & Flats
Indiana Granite Boulders & Cobbles
Canadian Granite Cobbles

Retaining Wall

17-22


Country Cottage™ 5" Tumbled Retaining Wall
Country Cottage™ 5" Retaining Wall
King's Ridge Gold Retaining Wall
Oakfield Retaining Wall
Large Retaining Wall Blocks
Blueridge™ Retaining Wall
Fawn Creek Retaining Wall
Dove Gray Retaining Wall
Indian Creek™ Retaining Wall
Indian Creek™ Select Retaining Wall
Fortress Stone™ Tumbled Retaining Wall
Fortress Stone™ Retaining Wall
Sawn Sienna™ Sandstone Retaining Wall
Blueridge™ Irregular Retaining Wall
Barn Stone Retaining Wall

Post Office Box 96 - Huron, Indiana 47437
PHONE: 812-247-3342 - FAX: 812-247-3342

www.indiancreekstone.com

Flagstone	23-27
Full Color Flagstone	
Cranberry Flagstone	
Dove Gray Flagstone	
King's Ridge Brown Flagstone	
Fawn Creek Flagstone	
Garden Path Flagstone	
King's Ridge Gold Steppers	
Thunder Mountain Flagstone	
Cut Sienna™ Flagstone	
Patterned Limestone Flagstone	
Limestone Irregular Flagstone	
King's Ridge Gold Flagstone	
Oakfield Flagstone	
Pennsylvania Blue Patterned Flagstone	
Pennsylvania Blue Irregular Flagstone	
Pennsylvania Full-Color Patterned Flagstone	
Pennsylvania Full-Color Irregular Flagstone	
Mocha Flagstone	
Benches	28
Caps and Specialty Items	29-32
Indiana Limestone 4-Way Wash Caps	
Indian Creek™ Capstone	
King's Ridge Gold Caps	
Rough Caps	
Kings' Ridge Brown Caps	
Indiana Limestone & Indiana Sandstone Pier Caps	
Cap Finishes	
Indiana Limestone Coping	
Custom Cut Stone	
Sills, Keystone, Quoins, Arches, etc.	
Natural Thin Stone Veneer	
Signage & Natural Formations	33
Stone Descriptions	34

***WE INVITE YOU TO VISIT OUR
BUILDING VENEER & LANDSCAPING DISPLAY***



Golden Summit Edgers & Surrounds

Indiana Sandstone, full-color with light brown, creams, buff, gold and hints of red. 3"-5" height, 4"-5" bed depth, 4"-14" length. Covers approx. 118 Lft. per ton.

Untumbled Palletized Item #EP300
Tumbled Palletized Item #EP301



Rosewood Edgers

Indiana Limestone, full-color with light buffs, gray and creams. 4"-8" height, random lengths 6"-14", and 4"-5" bed depth. Covers approx. 95 Lft. per ton.

Untumbled Palletized Item #EP200
Tumbled Palletized Item #EP201

Blueridge™ Edgers

Dolomite Limestone, blue and gray with hints of teal. 4"-5" height, 6"-14" length, 4"-5" bed depth. Covers approx. 65 Lft. per ton.

Untumbled Palletized Item #EP400
Tumbled Palletized Item #EP401



Sawn Edgers

Indiana Limestone, full-color with creams, grays and buff. Sawn top and bottom, snapped edges. 6"-14" length, sawn at 4"-5" height, 4"-5" bed depth. Covers approx. 95 Lft. per ton.

Palletized Item #EP500

*Indiana Limestone Tumbled Edgers*

Indiana Limestone, full-color with grays, creams and buff. Sawn top and bottom, tumbled, easy install with a timeless look. Random lengths 6"-14".

4"x4" Covers approx. 130 Lft. per ton.

Palletized Item #EP701

5"x5" Covers approx. 100 Lft. per ton.

Palletized Item #EP703

*Indian Creek™
Sawn-Face Pavers*

Indian Creek™ Weathered Sandstone, dark brown, red, tan, buff, gold and green. 6"-14" wide, 2" thick. Covers approx. 90 sq.ft. per ton.


Palletized Item #EP600

Sienna™ Sandstone Tumbled Edgers

Indiana Sandstone, full color with light brown, creams, buff, gold and hints of red. Sawn top and bottom, snapped edges, tumbled, easy install for a timeless look. Random lengths 6"-14".

4"x4" Covers approx. 130 Lft. per ton.
Palletized Item #EP700

5"x5" Covers approx. 90 Lft. per ton.
Palletized Item #EP702



Country Lane 4"x4" Pavers

Indiana Limestone, full-color with creams, grays and buff. 4" length, 4" height, 3" thick, tumbled. Covers approx. 53 sq.ft. per ton.

Palletized Item #EP800





*Founder's Ridge Edgers**

Indian Creek™ Weathered Sandstone with dark browns, black, rust and red hues. 4"-12" long and 1"-3" thick. Covers approx 145 Lft. per ton.


Palletized Item #EP750

**Product also excellent choice for water features and building veneer-LS3. Founder's Ridge.*

Indian Creek™ Fieldstone Wall Stone

Indian Creek™ Weathered Sandstone, with dark browns, light browns, black, rust and red hues. 8"-18" wide and 3"-5" thick. Covers approx. 16 sq.ft. per ton.

Palletized Item #WS200




*Colonial Wall Stone**

Indiana Limestone, consists of buff, grays, creams, browns and rust. 6"-18" long and 1"-3" height. Covers approx. 16 sq.ft. per ton.

Palletized Item #WS300

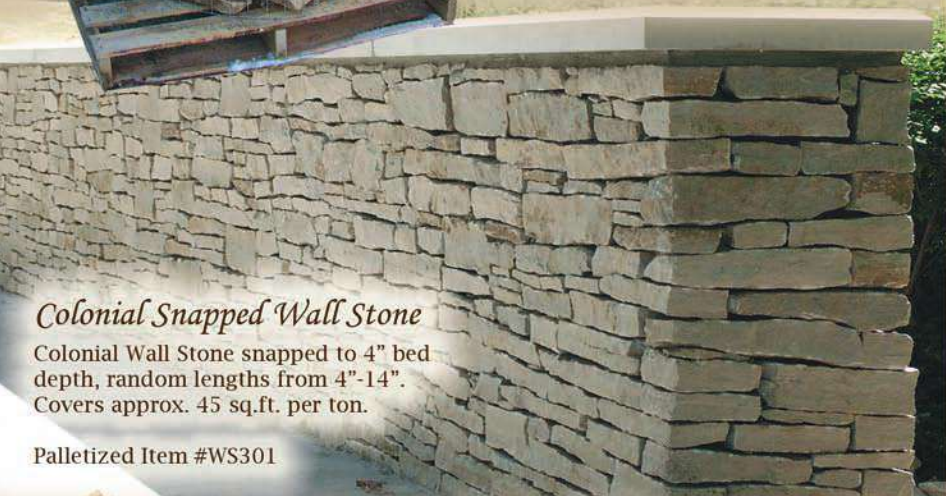
**Product may also be used as flagstone or edger. Flagstone covers approx. 80 sq.ft. per ton. Edger covers approx. 110 Lft. per ton.*



Colonial Snapped Wall Stone

Colonial Wall Stone snapped to 4" bed depth, random lengths from 4"-14". Covers approx. 45 sq.ft. per ton.

Palletized Item #WS301



Indiana Limestone Sawn Steps

Indiana Limestone, full-color with creams, grays and buff. Sawn top and bottom, splitface on all edges. Standard heights of 5", 6" or 7". Six steps per pallet.

36" x 18" -5" Palletized Item #ST100	48" x 18" -5" Palletized Item #ST103
-6" Palletized Item #ST110	-6" Palletized Item #ST113
-7" Palletized Item #ST120	-7" Palletized Item #ST123
36" x 24" -5" Palletized Item #ST101	48" x 24" -5" Palletized Item #ST104
-6" Palletized Item #ST111	-6" Palletized Item #ST114
-7" Palletized Item #ST121	-7" Palletized Item #ST124
36" x 30" -5" Palletized Item #ST102	48" x 30" -5" Palletized Item #ST105
-6" Palletized Item #ST112	-6" Palletized Item #ST115
-7" Palletized Item #ST122	-7" Palletized Item #ST125



Sienna™ Sandstone Sawn Steps

Indiana Sandstone, full-color with light brown, creams, buff, gold and hints of red. Sawn top and bottom, splitface on all edges. Standard heights of 5", 6", or 7". Six steps per pallet.

36" x 18" -5" Palletized Item #ST200	48" x 18" -5" Palletized Item #ST203
-6" Palletized Item #ST210	-6" Palletized Item #ST213
-7" Palletized Item #ST220	-7" Palletized Item #ST223
36" x 24" -5" Palletized Item #ST201	48" x 24" -5" Palletized Item #ST204
-6" Palletized Item #ST211	-6" Palletized Item #ST214
-7" Palletized Item #ST221	-7" Palletized Item #ST224
36" x 30" -5" Palletized Item #ST202	48" x 30" -5" Palletized Item #ST205
-6" Palletized Item #ST212	-6" Palletized Item #ST215
-7" Palletized Item #ST222	-7" Palletized Item #ST225





Blueridge™ Snapped Steps

Dolomite Limestone, blue and gray with hints of teal. Natural cleft top and bottom, 4 sides snapped. 5"-7" thick. Six steps per pallet.

36"x18" -Palletized Item#ST300

48"x18" -Palletized Item #ST301

Blueridge™ Irregular Steps

Dolomite Limestone, blue and gray with hints of teal. 5"-7" thick, irregular sizes 36"-60" in length, 24"-36" width.

Palletized Item #ST302



Weathered Limestone Irregular Steps

Weathered Indiana Limestone, full-color with creams, grays, buff and often mossy. Irregular 36"-60", 5"-7" thick.

Palletized Item #ST500

Weathered Edge Sawn Sienna™ Irregular Steps

Indiana Sandstone, full-color with light brown, creams, buff, gold and hints of red. Steps run from 36"-60" length, 18"-20" depth, 5", 6" or 7" thick.

Palletized Item #ST400





Sienna™ Sandstone Irregular Steps

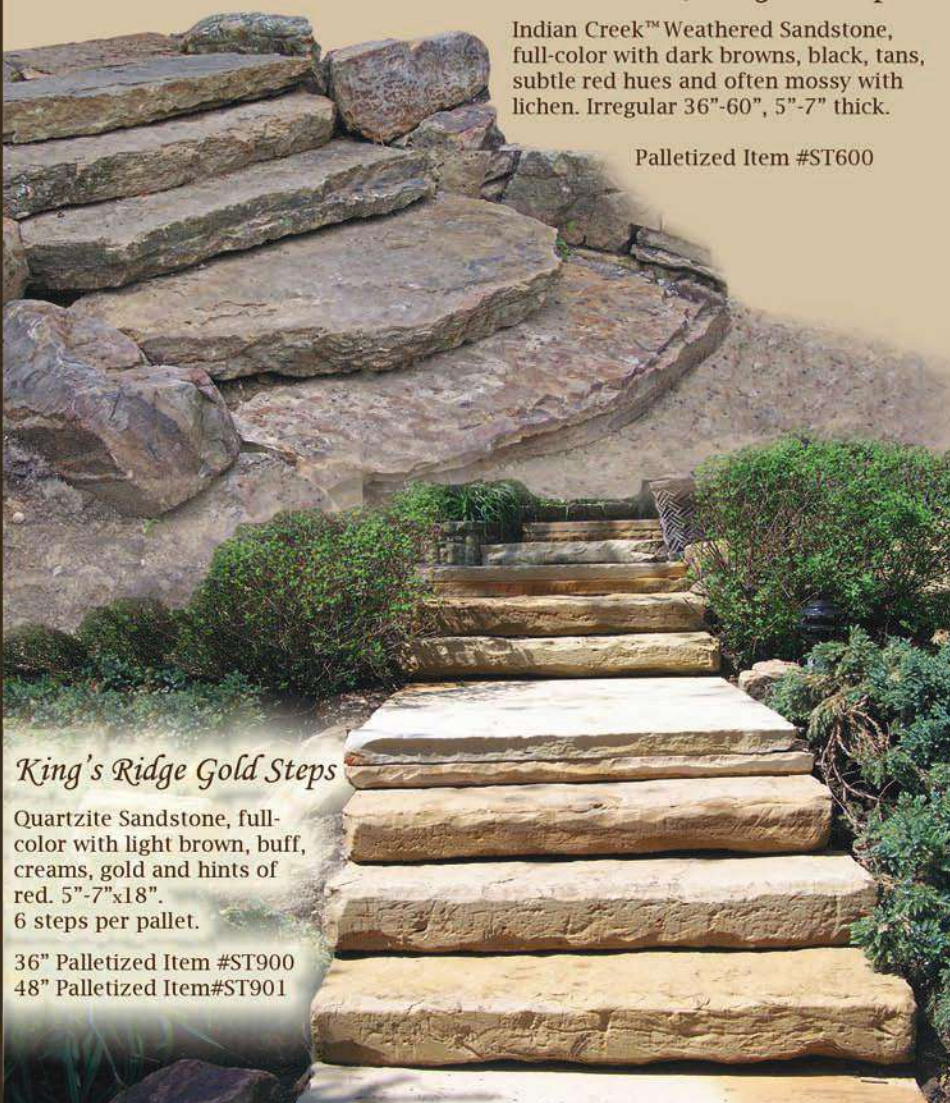
Indiana Sandstone, full-color with light brown, creams, buff, gold and hints of red. Natural cleft top and bottom, 5"-8" thick, 36"-96" length and 18"-36" width.

Palletized Item #ST700

Indian Creek™ Irregular Steps

Indian Creek™ Weathered Sandstone, full-color with dark browns, black, tans, subtle red hues and often mossy with lichen. Irregular 36"-60", 5"-7" thick.

Palletized Item #ST600



King's Ridge Gold Steps

Quartzite Sandstone, full-color with light brown, buff, creams, gold and hints of red. 5"-7" x 18".

6 steps per pallet.

36" Palletized Item #ST900

48" Palletized Item #ST901

King's Ridge Brown Steps

Quartzite Sandstone, light brown, black, gray and rust. 5"-7"x18".
6 Steps per pallet

36" Palletized Item #ST1000

48" Palletized Item #ST1001

King's Ridge Brown Steps with Indian Creek™
Boulders and Pennsylvania Blue Patterned Flagstone



Indiana Limestone Weathered Edge Steps

Weathered Indiana Limestone, with blacks and gray, often mossy. Sawn top and bottom with a naturally weathered edge. 5", 6", or 7" thick, 36"-96" length, 18"-36" deep.

Palletized Item #ST800

Indiana Limestone Weathered Edge Steps with Weathered Limestone Boulders

Indian Creek™ Boulders

Indian Creek™ Weathered Sandstone, full-color with dark browns, black, tans and subtle reds, often mossy. Irregular in shape and beautifully rounded. Good for water features, outcroppings, and accents.

Rip Rap (12" & under)
Bulk Item #BD100
Palletized Item #BD101

Small (12"-18")
Bulk Item #BD102
Palletized Item #BD103

Medium (24"-30")
Bulk Item #BD104
Palletized Item #BD105

Large (30"-60")
Bulk Item #BD106
Palletized Item #BD107



Indian Creek™ Boulders with Indian Creek™ Fieldstone Wall Stone & Founder's Ridge Edgers.



Sienna™ Irregular Boulders

Indiana Sandstone, vibrant full-color with light brown, creams, buff, gold and hints of red—a very southwest look!

Small (12"-18")
Bulk Item #BD300
Palletized Item #BD301

Medium (24"-30")
Bulk Item #BD302
Palletized Item #BD303

Large (30"-60")
Bulk Item #BD304
Palletized Item #BD305


Weathered Indiana Limestone Ledge

Weathered Indiana Limestone, with blacks, gray, often mossy or with characteristics such as holes, fossils and other unique traits. Flat and stackable. Random lengths.

Small (6"-10" thick)
Palletized Item #BD503
Bulk Item #BD506

Medium (12"-14" thick)
Palletized Item #BD504
Bulk Item #BD507


Large (24"-26" thick)
Palletized Item #BD505
Bulk Item #BD508





Sienna™ Ledge

Indiana Sandstone, full-color with light brown, creams, buff, gold and hints of red, often with a weathered edge. Irregular in shape. Random lengths.



- Small (6"-10" thick)
Bulk Item #BD509; Palletized Item #BD500
- Medium (12"-14" thick)
Bulk Item #BD510; Palletized Item #BD501
- Large (24"-26" thick)
Bulk Item #BD511; Palletized Item #BD502





Indian Creek™ Ledge

Indian Creek™ Weathered Sandstone, full-color with dark browns, black, tans and subtle reds. Flat and stackable.

Small (12"-18" thick) - Bulk Item #BD200; Palletized Item #BD201

Medium (24"-30" thick) - Bulk Item #BD202; Palletized Item #BD203

Large (30"-60" thick) - Bulk Item #BD204; Palletized Item #BD205



Weathered Limestone Boulders

Weathered Indiana Limestone with black and gray, often mossy. Irregular with holes, fossils and other unique shapes.



Small (12"-18")
Bulk Item #BD400
Palletized Item#BD401

Medium (24"-30")
Bulk Item #BD402
Palletized Item#BD403

Large (30"-60")
Bulk Item #BD404
Palletized Item #BD405



Geodes

Brown, tan, white and red. Rounded cauliflower-like formation with quartz-crystal middle. 2"-5" diameter.

Palletized Item#BD600



River Rounds




River Flats

River Rounds & Flats

Quartzite Sandstone with browns, tans, black, rust and a hint of red. Naturally rounded and irregular, 8"-16" wide, 6"-8" thick.

Rounds - Palletized Item #BD700

Flats - Palletized Item #BD701



Indiana Granite Boulders & Cobbles

Granite, full-color range including pinks, reds, greens, browns and grays. Approx. 180 lbs. per cu.ft.

X-Small (4"-8")

Bulk Item #BD800, Palletized Item #BD801

Small (12"-18")


Bulk Item #BD802, Palletized Item #BD803

Medium (24"-30")

Bulk Item #BD804, Palletized Item #BD805

Large (30"-60")

Bulk Item #BD806, Palletized Item #BD807



AVERAGE WEIGHTS

180 lbs. per cubic foot

1 ft. diameter-----90lbs

1½ ft. diameter-----400lbs

2 ft. diameter-----900lbs


3 ft. diameter-----2300lbs

4 ft. diameter-----5700lbs

Canadian Granite Cobbles

Granite, full-color with cranberry, mauve, pinks, reds, grays, greens, rust and creams. 4"-6" thick. Covers approx. 35 sq.ft. per ton.

Palletized Item #BD900





Country Cottage™ 5" Tumbled Retaining Wall

Indiana Limestone, full-color with light buffs, gray and creams. Sawn to consistent 5" height, snapped to 8", 10" or 12" bed depth and random lengths from 12"-20". 8" product covers approx. 20 sq.ft. per ton. 10" product covers approx. 16 sq.ft. per ton. 12" product covers approx. 14 sq.ft. per ton

8" Palletized Item #RW201, Bulk Item #RW200

10" Palletized Item #RW202, Bulk Item #RW203

12" Palletized Item #RW204, Bulk Item #RW205



Country Cottage 5" Tumbled Indiana Limestone Retaining Wall with Indiana Limestone Sawn Steps



Country Cottage™ 5” Retaining Wall

Indiana Limestone, full-color with light buffs, gray and creams. Sawn to consistent 5” height, snapped to 8”, 10”, or 12” bed depth and random lengths from 12”-36”.

8” covers approx. 20 sq.ft. per ton
Palletized Item #RW101, Bulk Item #RW100

10” covers approx. 16 sq.ft. per ton
Palletized Item #RW102, Bulk Item #RW103


12” covers approx. 14 sq.ft. per ton
Palletized Item #RW104, Bulk Item #RW105



King’s Ridge Gold Retaining Wall

Quartzite Sandstone, full-color with light brown, creams, buff, gold and hints of red. 6”-8” height, random lengths of 18”-48” long, 10”-12” width. Covers approx. 15 sq.ft. per ton.

Palletized Item #RW1000



King’s Ridge Gold Retaining Wall



Oakfield Retaining Wall

Dolomite Limestone, light gray and creams with hints or rust. 8"-9" bed depth, 12"-36" length, 3"-4" thick. Covers approx. 18 sq.ft. per ton.

Palletized Item #RW4000

Large Retaining Wall Blocks

Indiana Sandstone or Indiana Limestone, full-color unless specified. This product is made to your specifications, sawn, split, or other specialty finishes. Great for benches, hardscapes and retaining wall.

Indiana Limestone Palletized Item #RW905

Indiana Sandstone Palletized Item #RW910



Blueridge™ Retaining Wall

Dolomite Limestone, blue and gray with hints of teal. Snapped at 8"-10" bed depth with random 8"-48" length, 5"-7" thickness. Covers approx. 18 sq.ft. per ton.

Palletized Item #RW2000





*Fawn Creek
Retaining Wall*

Sedimentary Sandstone with creams, gold and rust. 8"-30" length, 3"-4" thick, 8" bed depth. Covers approx. 20 sq.ft. per ton.

Palletized Item #RW600

*Dove Gray
Retaining Wall*

Quartzite Sandstone, light to dark gray with hints of black and rust. 6"-8" height, 18"-48" length, 10"-12" bed depth. Covers approx. 15 sq.ft. per ton.

Palletized Item #RW300



Indian Creek™ Retaining Wall

Indian Creek™ Weathered Sandstone, full-color with dark browns, black, tans, subtle red hues, often mossy with lichen. Typically 6"-8" thick, 12"-24" deep and 12"-24" long. Excellent for outcroppings or stacked retaining wall. Covers approx. 12 sq.ft. per ton.

Palletized Item #RW900, Bulk Item #RW903





Indian Creek™ Select Retaining Wall

Indian Creek™ Weathered Sandstone, full-color with dark browns, black, tans, subtle hints of red, weathered on three to five sides, typically 6"-10" thick, 12"-48" long and snapped 10"-12" bed depth for a consistent, rectangular shape and more efficient installation. Covers approx. 16 sq.ft. per ton.

Palletized Item #RW901



Fortress Stone™ Tumbled Retaining Wall

Indiana Limestone, full-color with light buffs, grays and creams. Sawn to 7-3/4" height, broken to 8", 10" or 12" bed depth and random lengths from 8"-18". This stone gives any wall an old-world appearance.

See Coverages and Item #'s below.



Fortress Stone™ Retaining Wall

Indiana Limestone, full-color with light buffs, grays and creams. Sawn to 7-3/4" height, broken to 8", 10" or 12" bed depth and random lengths from 8"-18".



8" covers approx. 20 sq.ft. (wall face) per ton
Palletized Tumbled Item #RW800, Bulk Tumbled Item #RW850
Palletized Untumbled Item #RW700, Bulk Untumbled Item #RW750

10" covers approx. 16 sq.ft. (wall face) per ton
Palletized Tumbled Item #RW801, Bulk Tumbled Item #RW851
Palletized Untumbled Item #RW701, Bulk Untumbled Item #RW751

12" covers approx. 14 sq.ft.(wall face) per ton
Palletized Tumbled Item #RW802, Bulk Tumbled Item #RW852
Palletized Untumbled Item #RW702, Bulk Untumbled Item #RW752

Sawn Sienna™ Sandstone Retaining Wall

Indiana Sandstone, full-color with light brown, cream, buff, gold and hints of red. Sawn to consistent 4" or 8" height, snapped, random lengths 12"-36", splitface, comes in 8", 10" or 12" bed depth.

8" covers approx. 22 sq.ft. per ton.

4"x8" Palletized Item #RW3000

8"x8" Palletized Item #RW3001

10" covers approx. 18 sq.ft. per ton.

4"x10" Palletized Item #RW3002

8"x10" Palletized Item #RW3003

12" covers approx. 15 sq.ft. per ton.

4"x12" Palletized Item #RW3004

8"x12" Palletized Item #RW3005



RETAINING WALL

Blueridge™ Irregular Retaining Wall

Dolomite Limestone, blue and gray with hints of teal. Irregular shapes, with random 8"-48" length, 3"-5" height.

Palletized Item #RW500

Bulk Item #RW550



Barn Stone Retaining Wall

Indiana Sandstone, full-color blend with buffs, creams, hints of gold and red. 36"-72" in length, 14"-24" wide, 12"-14" thick, snapped sides & ends. Covers approx. 8 sq.ft. per ton.

Palletized Item #RW400



Full Color Flagstone

Quartzite Sandstone with light browns, black, gray and rust

1"-1½" thick covers approx. 110 sq.ft. per ton. Palletized Item #FL100

2"-2¾" thick covers approx. 80 sq.ft. per ton. Palletized Item #FL101

Dove Gray Flagstone

Quartzite Sandstone, light to dark gray with hints of black and rust.

1"-1½" thick covers approx. 110 sq.ft. per ton. Palletized Item #FL300


2"-2¾" thick covers approx. 80 sq.ft. per ton. Palletized Item #FL301

King's Ridge Brown Flagstone

Quartzite Sandstone with light browns, black, gray and rust.

1"-1½" thick covers approx. 110 sq.ft. per ton. Palletized Item #FL500

2"-2¾" thick covers approx. 80 sq.ft. per ton. Palletized Item #FL501





Fawn Creek Flagstone

Sedimentary Sandstone with creams, gold and rust.

1" - 1½" thick covers approx. 110 sq.ft. per ton. Palletized Item #FL600

2" - 2¾" thick covers approx. 80 sq.ft. per ton. Palletized Item #FL601

Garden Path Flagstone

Indiana Limestone, full-color with creams, grays, rust and buff. 2"-3" thick. Covers approx. 60 sq.ft. per ton.

Palletized Item #FL400



King's Ridge Gold Steppers

Quartzite Sandstone, full-color with light brown, cream, buff, gold and hints of red. Pallet-sized pieces, 24"-48" length (up to 60" available upon request), 24"-48" width, 2¾"-3" thick.

Palletized Item #FL900

Thunder Mountain Flagstone

Quartzite Sandstone, deep charcoal gray, very durable.

¾"-1" thick covers approx. 145 sq.ft. per ton. Palletized Item #FL1002

1"-1½" thick covers approx. 110 sq.ft. per ton. Palletized Item #FL1000

2"-2¾" thick covers approx. 80 sq.ft. per ton. Palletized Item #FL1001



Cut Sienna™ Flagstone

Indiana Sandstone, full-color with light brown, creams, buff, gold and hints of red. Sawn six sides. Custom pattern and thickness. At 2¼" thick, product covers approx. 80 sq.ft. per ton.

Palletized Item #FL2000

Patterned Limestone Flagstone

Indiana Limestone, full-color with creams, grays and buff. Random pattern, sawn six sides. Custom pattern and thickness. 1½" thick unless specified. Covers approx. 110 sq.ft. per ton.

Palletized Item #FL3000



Limestone Irregular Flagstone

Indiana Limestone, full-color with creams, grays and buff. Broken pieces 2¼" thick, sawn top and bottom. Covers approx. 80 sq.ft. per ton.

Palletized Item #FL4000

King's Ridge Gold Flagstone

Quartzite Sandstone, full-color with light browns, creams, buff, gold and hints of red.

1"- 1½" thick covers approx. 110 sq.ft. per ton. Palletized Item #FL700

2"- 2¼" thick covers approx. 80 sq.ft. per ton. Palletized Item #FL701





*Oakfield
Flagstone*

Dolomite Limestone, light gray and creams with hints of rust coloration.

1"-1½" thick covers approx 110 sq.ft. per ton
Palletized Item #FL800

2"-2¾" thick covers approx. 80 sq.ft. per ton
Palletized Item #FL801

*Pennsylvania Blue
Patterned Flagstone*

Feldspathic Sandstone, deep-blue coloration.
Dimensional sizes from 12"x12" to 24"x36".

¾"-1¼" thick covers approx. 250 sq.ft. per pallet
Palletized Item #FL5000



*Pennsylvania Blue
Irregular Flagstone*

Feldspathic Sandstone, deep-blue coloration.
Irregular.

¾"-1¼" thick covers approx. 140 sq.ft. per pallet
Palletized Item #FL6000

1¼"-1¾" thick covers approx. 90 sq.ft. per pallet
Palletized Item #FL6001



Pennsylvania Full-Color Patterned Flagstone

Feldspathic Sandstone, full color with blues, browns and gray with hints of rust and green.

$\frac{3}{4}$ "-1 $\frac{1}{4}$ " thick covers approx.
250 sq.ft. per pallet.
Palletized Item #FL7000.



Pennsylvania Full-Color Irregular Flagstone

Feldspathic Sandstone, full color with blues, browns, gray and hints of rust and green. Irregular.

$\frac{3}{4}$ "-1 $\frac{1}{4}$ " thick covers approx.
140 sq.ft. per pallet
Palletized Item #FL8000

1 $\frac{1}{4}$ "-1 $\frac{3}{4}$ " thick covers
approx. 90 sq.ft. per pallet
Palletized Item #FL8001



Mocha Flagstone

Quartzite Sandstone, dark chocolate brown.

1" - 1 $\frac{1}{2}$ " thick covers approx.
110 sq.ft. per ton.
Palletized Item #FL9000

2" - 2 $\frac{3}{4}$ " thick covers approx.
80 sq.ft. per ton.
Palletized Item #FL9001



Benches

Custom benches fabricated
to your design specifications.


Prices are available upon request.

Please Call 812-247-3342 if you
have questions or would like
to place an order.



Indiana Limestone Sawn Bench

BENCHES



Indiana Sandstone Sawn Top & Bottom Splitface Block Benches



King's Ridge Gold Bench



Indiana Limestone
Sawn Top & Bottom
Splitface Block Bench



Indiana Limestone 4-Way Wash Caps

Indiana Limestone, 4" overall thickness
(3" on skirts with 1" wash).

18"x18"	Item #CC500
24"x24"	Item #CC505
26"x26"	Item #CC515

Indian Creek™ Capstone

Indian Creek™ Weathered Sandstone, full-color with dark browns, black, tans, subtle hues of red, often mossy with lichen. Irregular pieces, 6"-14" wide, 2"-3" thick.

Palletized Item #CC100



King's Ridge Gold Caps

Quartzite Sandstone, full-color with light browns, creams, buff, gold and hints of red. Random lengths, 6", 8", 10", 12" or 14" width, 2"-2½" thick.

Palletized Item #CC300

Rough Caps

Indiana Limestone, full-color with light buffs and creams. Rough top and face, sawn bottom. Random lengths, 11" wide, 4" thick.

Palletized Item #CC200



King's Ridge Brown Caps

Quartzite Sandstone, full-color with browns, light buffs, and creams. Random lengths, 6", 8", 10", 12" or 14" width, 2"-2½" thick.

Palletized Item #CC400

Indiana Limestone & Indiana Sandstone Pier Caps

Indiana Limestone or Indiana Sandstone.
6 sides sawn or splitface.

- 18"x18"x2¼" Limestone Item #CC600
Limestone Splitface Item #CC700
Sandstone Item #CC800
Sandstone Splitface Item #CC900
- 20"x20"x2¼" Limestone Item #CC605
Limestone Splitface Item #CC705
Sandstone Item #CC805
Sandstone Splitface Item #CC905
- 22"x22"x2¼" Limestone Item #CC610
Limestone Splitface Item #CC710
Sandstone Item #CC810
Sandstone Splitface Item #CC910
- 24"x24"x2¼" Limestone Item #CC615
Limestone Splitface Item #CC715
Sandstone Item #CC815
Sandstone Splitface Item #CC915
- 26"x26"x2¼" Limestone Item #CC620
Limestone Splitface Item #CC720
Sandstone Item #CC820
Sandstone Splitface Item #CC920
- 28"x28"x2¼" Limestone Item #CC625
Limestone Splitface Item #CC725
Sandstone Item #CC825
Sandstone Splitface Item #CC925

Indiana Sandstone
Splitface Pier Cap



Indiana Limestone
Sawn 6 Sides Pier Cap

- 30"x30"x2¼" Limestone Item #CC630
Limestone Splitface Item #CC730
Sandstone Item #CC830
Sandstone Splitface Item #CC930
- 32"x32"x2¼" Limestone Item #CC635
Limestone Splitface Item #CC735
Sandstone Item #CC835
Sandstone Splitface Item #CC935

Cap Finishes

Planer profiled, rock face, split and sawn finishes available for special order.

Profiled Caps



Rock Face Cap

Indiana Limestone Coping

Indiana Limestone. Great for pools and surrounds. 2 1/4" thick. 6 sides sawn.

- 48" x 8" - Palletized Item #CP100
- 48" x 10" - Palletized Item #CP105
- 48" x 12" - Palletized Item #CP110
- 48" x 14" - Palletized Item #CP115
- 48" x 16" - Palletized Item #CP120
- 48" x 18" - Palletized Item #CP125

Shown with a Bullnose finish-available for an additional charge.



Custom Cut Stone

Custom cut stone made to your specifications. Call for information and pricing.



Indiana Limestone Sawn Quoins



Indiana Limestone Sawn Balusters



Indiana Limestone Ball Pier Cap



Indiana Sandstone Sawn Arch with Hand Pitched Finish



Keystone

Quoin



Sills, Quoins and Keystones give any building project a classic look.
Available in both Indiana Limestone and Sienna Sandstone.
Please call 812-247-3342 if you have any questions
or if you would like to place an order.



Sandstone Splitface Sill

--NOW AVAILABLE--

NATURAL THIN STONE VENEERS



Thin Stone Veneer Corner




Thin Stone Veneer Flat



Custom Signage

Custom signage available, hand carved by our stone cutters and carvers.

Call 812-247-3342 for pricing and details.



House Sign
Natural Cleft Indiana
Sandstone



Community Center Sign
Sawn Indiana Limestone


Public Library Sign
Sawn Indiana Sandstone



Natural Formations & Fountains

Fountains custom made to your design specifications

Call 812-247-3342 for pricing information or to place an order.



Custom
Fountain

Natural Formation

Stone Descriptions

Indiana Limestone

This world famous building stone is found on such buildings as the Empire State Building, the Pentagon and the Biltmore Estate. It is a fine-to-course grained sedimentary stone; the deposition of the minute calcareous seashell is so uniform that no real cleavage plains occur in the material. It can be machined, cut or snapped in any direction without danger of splitting. Unless ordered otherwise, all of our Indiana Limestone landscaping products are full-color, with creams, grays and buff.

Sienna™ Quarried Indiana Sandstone

Sienna™ Sandstone is one of Indiana's most beautiful sandstones. Also known as French Lick Stone, this fine-grained, durable, sedimentary Indiana Sandstone comes from the Elwren layer and is exclusively quarried and processed by Indian Creek Stone Products. With 95% silica, Sienna™ has one of the highest compositions of silica (durability) of any sandstone quarried in the United States today. This stone is considered user friendly because it splits extremely well, even at heights exceeding 20". Buff and tan are the predominant colors, though many other colors exist in this stone such as soft white, limelight, reds and sunset colors.

Indian Creek™ Weathered Sandstone

This weathered sandstone has a full-color palette of dark browns, black, tans, and subtle hues of red. Nothing naturalizes an outdoor water feature or wooded setting like our Indian Creek™ Weathered Boulders and Ledge. It has naturally rounded edges and is often mossy or lichen covered.

Blueridge™ Dolomite Limestone

A blue and gray Dolomitic limestone with hints of teal. This is a hard stone with a highly textured bed, typically used for retaining walls, rustic steps and veneer.

Tennessee Flagstone Quartzite Sandstone

Usually 2"-3" thick, this irregular flagstone is available in light gray, dark gray, and cranberry-mauve. Palletized in 2-ton increments.

Weathered Limestone

Naturally weathered, light to dark gray limestone. Perfect for water features, outcroppings and ornamental stone.

A note about color: as with wood, leather and other natural materials, inconsistencies in color, size and texture will occur. It is this variation that enhances the unique beauty and personality of genuine stone, giving each project a style all its own.

Technology Disclaimer:

Because our stone is a natural product and current technology is different for everyone, the stone seen in all photos may differ from the actual product. For accurate representation, please visit our stone yard. Thank you.



We invite you to visit our
BUILDING VENEER AND LANDSCAPING DISPLAY



GENUINE STONE

