





Dark warehouses and commercial office buildings are no match for Natural Light's 21" tubular skylights. Installed on virtually any type of roof surface in under two hours, our 21" commercial units are capable of delivering up to 1,450 watts of light without heat gain or the heat loss of a standard framed-in skylight.


LIGHT OUTPUT:

Illuminates up to 700 sf
 Equivalent of up to 1,450 watts

FLASHING TYPES:


Flat Roof Flashing
 Curb Mount Flashing

LIGHT FIXTURES:

Transition Box for Drop Ceilings
 Warehouse Trim Ring
 Standard Ceiling Trim Ring

AVAILABLE ACCESSORIES:

Electric Light Kit
 Dimmer Kit
 Additional Light Pipe
 Angle Adapter



PRISMATIC



FLAT ROOF FLASHING



STANDARD TRIM RING



WAREHOUSE TRIM RING



PRISMATIC

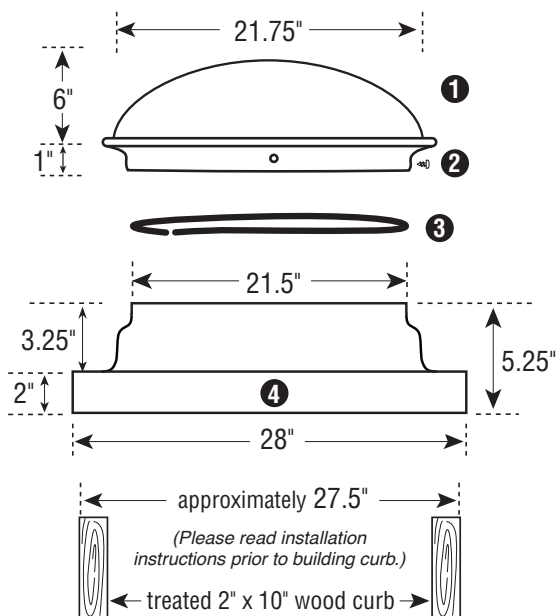


SOFT WHITE



25 YEAR WARRANTY

ICC-ES LISTED • HURRICANE TESTED & APPROVED
 FLORIDA BUILDING CODE APPROVED



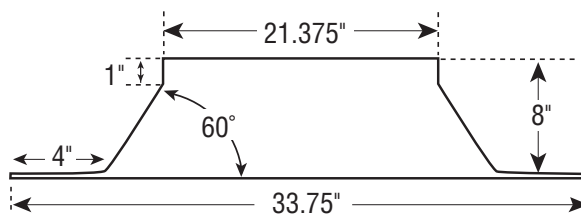
TUBULAR SKYLIGHT COMPONENTS:

1. Clear UV Protected, 100% High Impact Modified Acrylic Dome
2. (4) Phillips Head Stainless Steel 1/4" Sheet Metal Screws
3. Black Nylon Horse Hair Gasket (self-adhesive)
4. Commercial Pure Grade, 1100 Series Aluminum Flashing
5. Heavy Duty Foil Tape
6. Light Pipe, (2) 24" Sections per Kit
7. White Nylon Horse Hair Gasket (self-adhesive)
8. (6) Tek Screws
9. (3) Black Speed Nuts
10. (3) 1 1/2" Phillips Head Screws
11. White Powder Coated Aluminum Trim Ring/Ceiling Ring
12. High Impact Acrylic Diffuser

COVERAGE AREA - up to 700 sq. ft.
WATTAGE OUTPUT EQUIVALENT - up to 1,450 watts
MAXIMUM TUBE LIGHT LENGTH - 20 feet

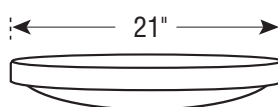


21" FLAT ROOF FLASHING



WAREHOUSE TRIM RING

for suspended installations
in open ceilings



TRANSITION BOX

for drop ceiling installations

