



3417 Girard Blvd NE, Albuquerque, NM 87107

P.O. Box 90385, Albuquerque, NM 87199

Office: (505) 243-2271

Fax: (505) 243-2270

Email: allstarfoam@yahoo.com












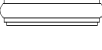





Website: www.allstarfoamnm.com

YOU CAN COUNT ON STYROFOAM PRODUCTS.

All Star Foam is a Locally owned and operated fabricator of premium expanded polystyrene (EPS) custom shape for construction and packaging materials.

CUSTOM CUT FOAM PRODUCTS

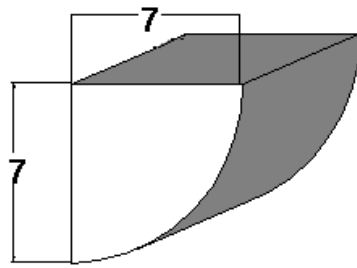
Table of Contents

	Cornice	Page 3
	Trim	Page 33
	Step Bands	Page 44
	Columns	Page 47
	Caps and Bases	Page 48
	Balusters	Page 51
	Keystones	Page 52
	Quoins	Page 53
	Arches	Page 54
	Special Shapes	Page 58
	Wall Caps	Page 61
	Pediments / Mantels	Page 65
	Roofing / Insulation	Page 67
	Flat Stock / Pop Outs	Page 68
	Packaging	Page 69
	Letters / Numbering	Page 70
	Landscaping Designs	Page 71
	Miscellaneous	Page 72
	EPS Physical Properties	Page 73

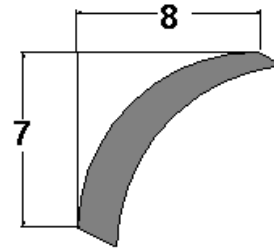
Cornices

For all architectural designs such as columns parapet caps, cornices, reveals or arches, our in-house design team can help you make the right choice for your construction project.

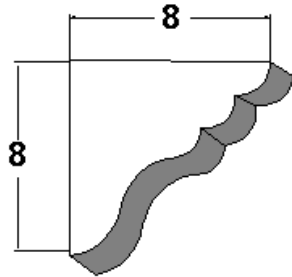
ASF 100



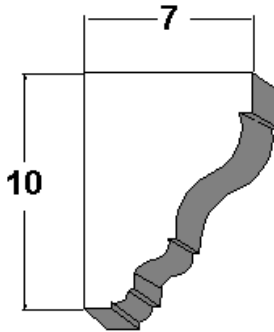
ASF 101



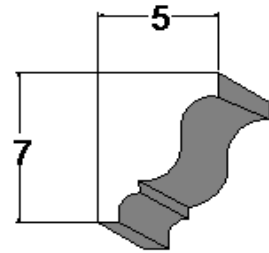
ASF 102



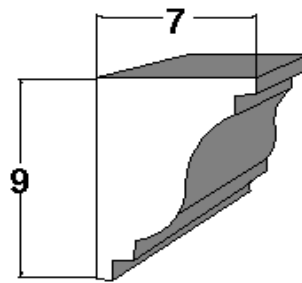
ASF 103



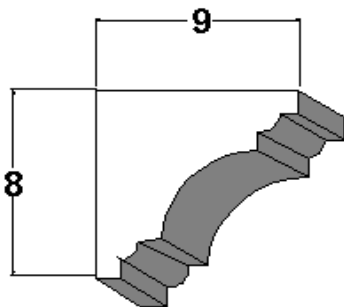
ASF 104



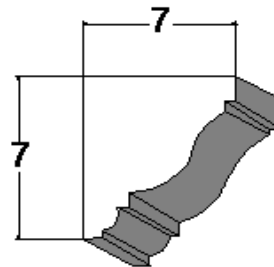
ASF 105



ASF 106

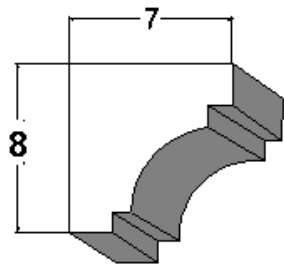


ASF 107

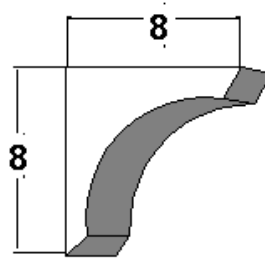


Cornices

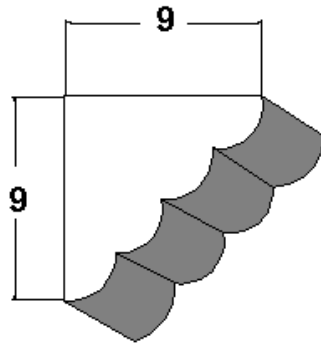
ASF 108



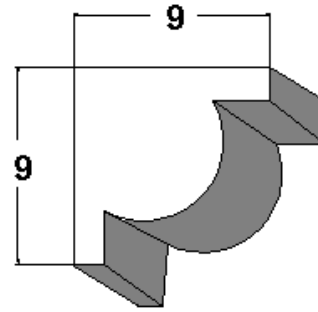
ASF 109



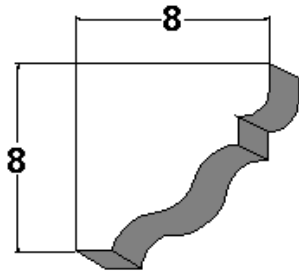
ASF 110



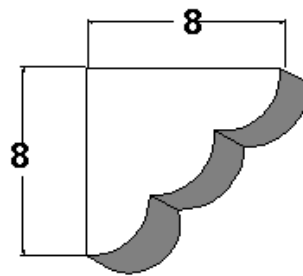
ASF 111



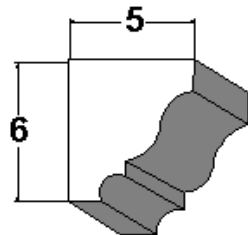
ASF 112



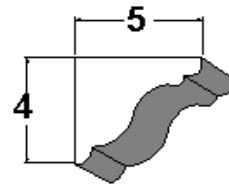
ASF 113



ASF 114



ASF 115



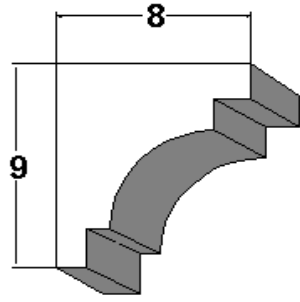
Dimensions are for example only .

Sizes and shapes can be customized for any project.

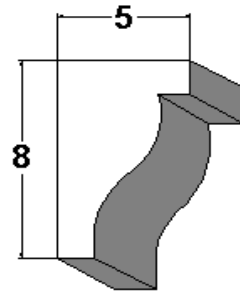
Cornices

For all architectural designs such as columns parapet caps, cornices, reveals or arches, our in-house design team can help you make the right choice for your construction project.

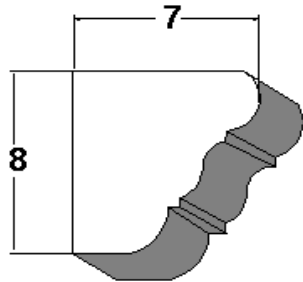
ASF 116



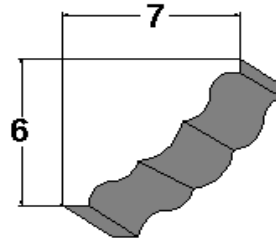
ASF 117



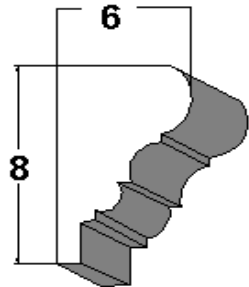
ASF 118



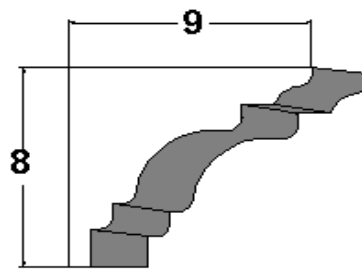
ASF 119



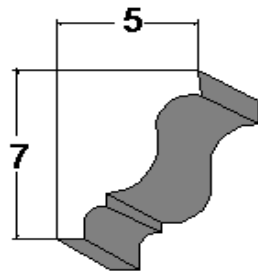
ASF 120



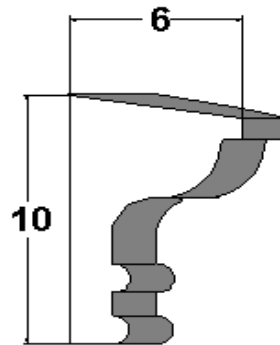
ASF 121



ASF 122

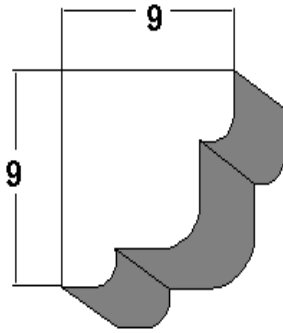


ASF 123

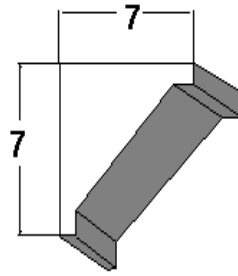


Cornices

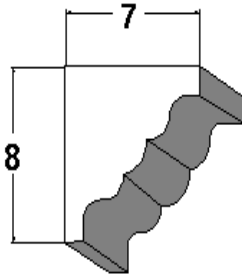
ASF 124



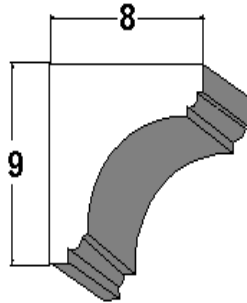
ASF 125



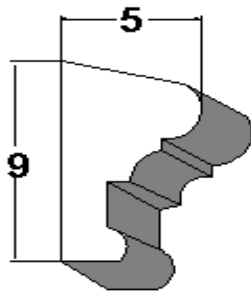
ASF 126



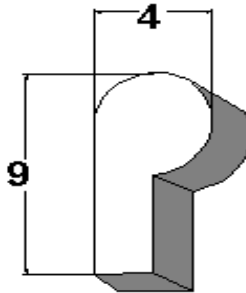
ASF 127



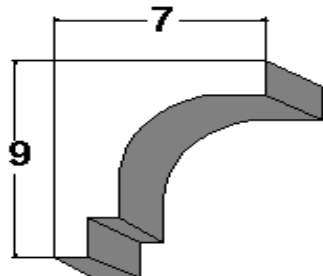
ASF 128



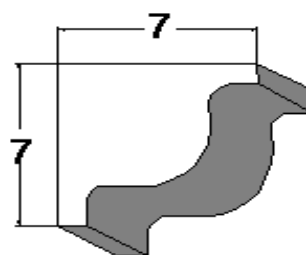
ASF 129



ASF 130



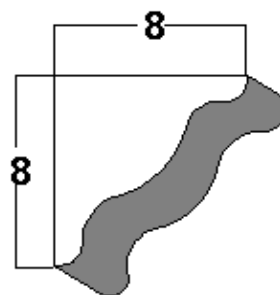
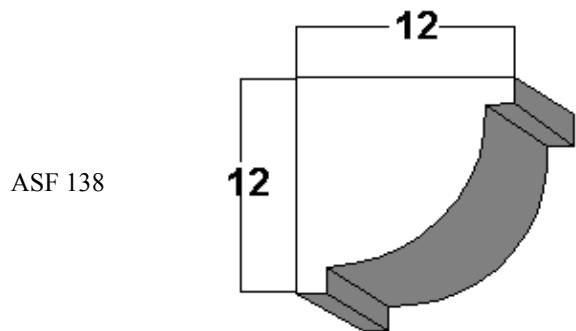
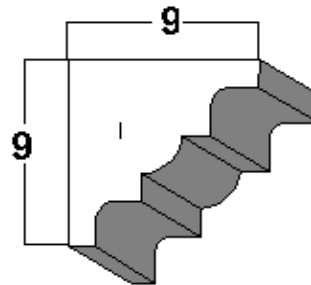
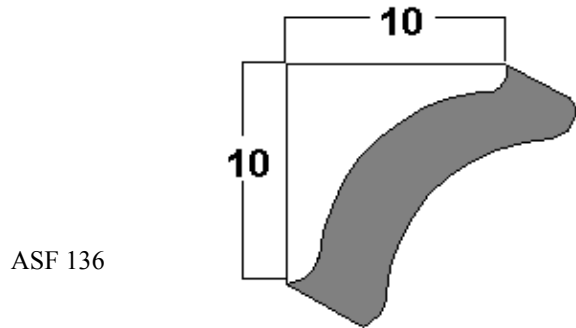
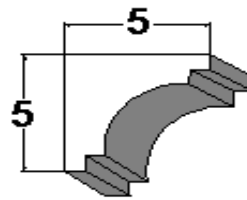
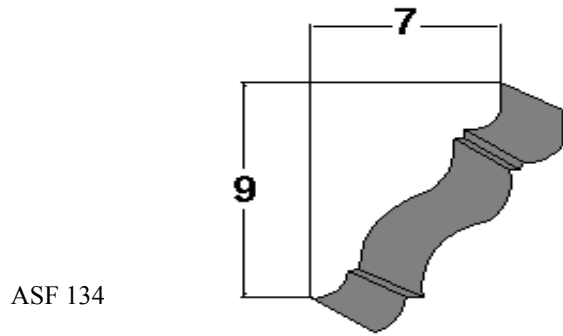
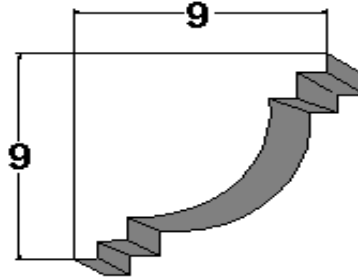
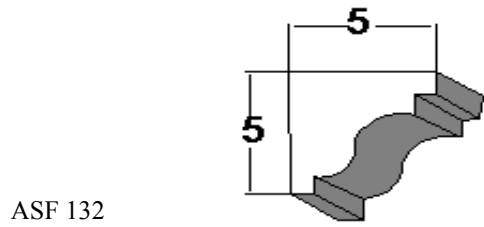
ASF 131



Dimensions are for example only .
Sizes and shapes can be customized for any project.
All available in 8ft lengths.

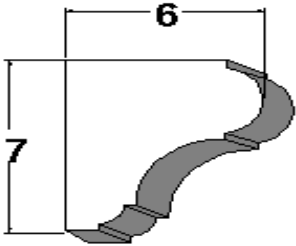
Cornices

For all architectural designs such as columns parapet caps, cornices, reveals or arches, our in-house design team can help you make the right choice for your construction project.

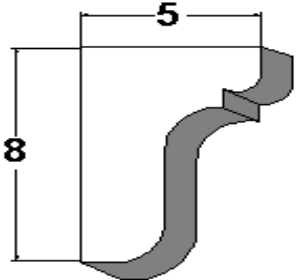


Cornices

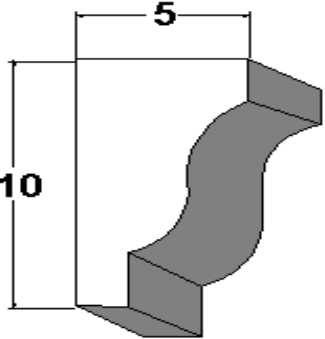
ASF 140



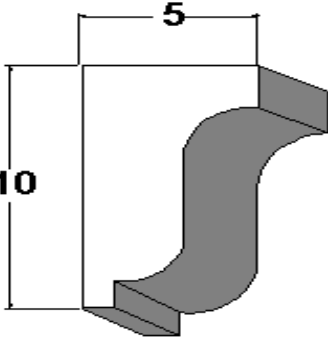
ASF 1141



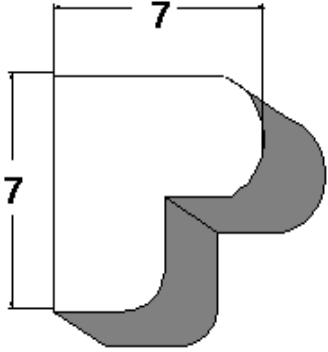
ASF 142



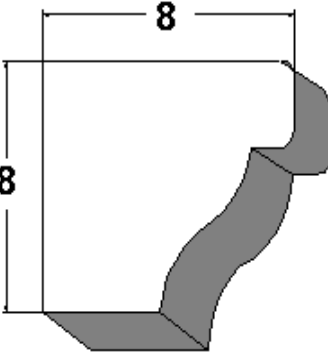
ASF 143



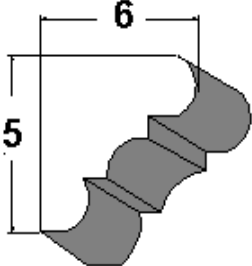
ASF 144



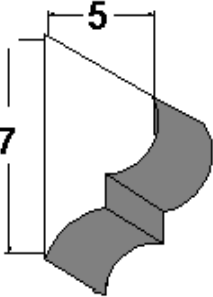
ASF 145



ASF 146



ASF 147

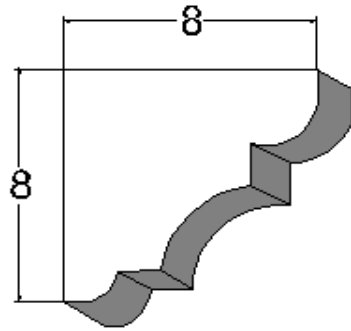


Dimensions are for example only .
Sizes and shapes can be customized for any project.
All available in 8ft lengths.

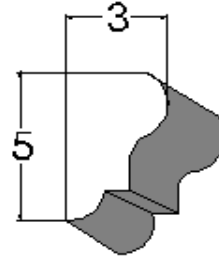
Cornices

For all architectural designs such as columns parapet caps, cornices, reveals or arches, our in-house design team can help you make the right choice for your construction project.

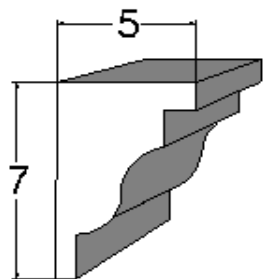
ASF 148



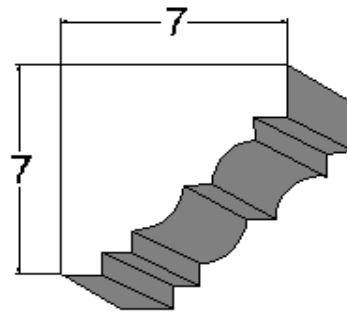
ASF 149



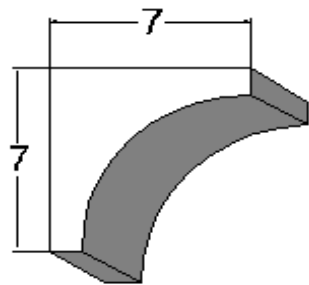
ASF 150



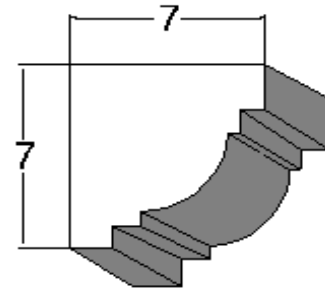
ASF 151



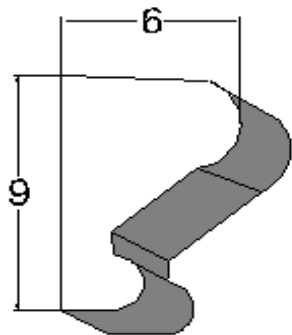
ASF 152



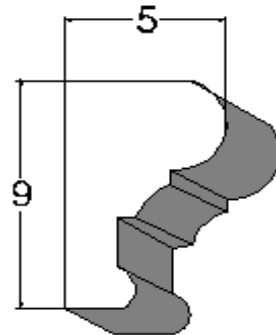
ASF 153



ASF 154

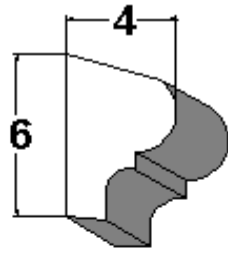


ASF 155

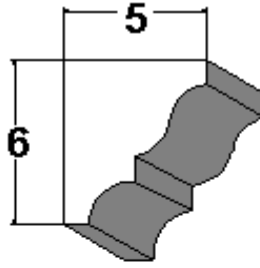


Cornices

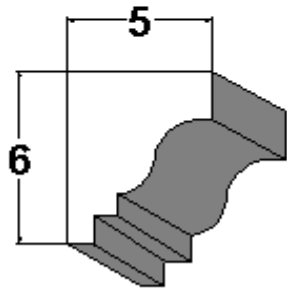
ASF 156



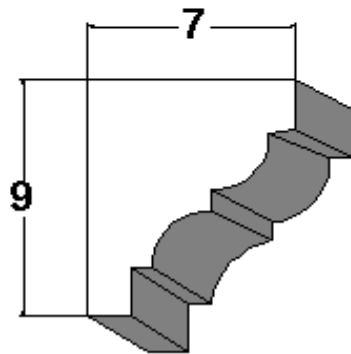
ASF 157



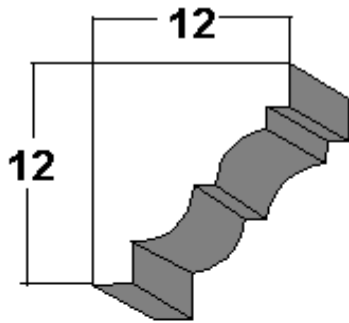
ASF 158



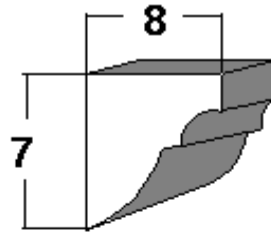
ASF 159



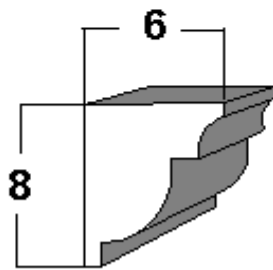
ASF 160



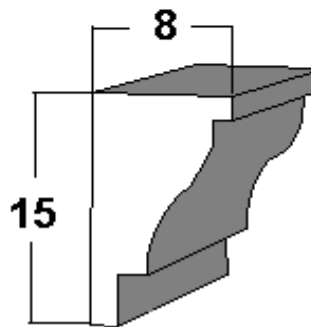
ASF 161



ASF 162



ASF 163

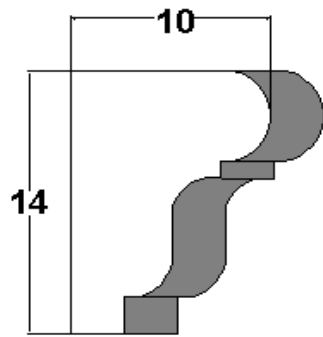


Dimensions are for example only .
Sizes and shapes can be customized for any project.
All available in 8ft lengths.

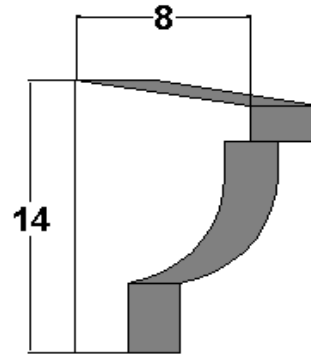
Cornices

For all architectural designs such as columns parapet caps, cornices, reveals or arches, our in-house design team can help you make the right choice for your construction project.

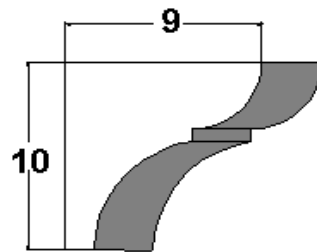
ASF 164



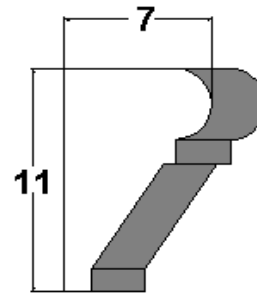
ASF 165



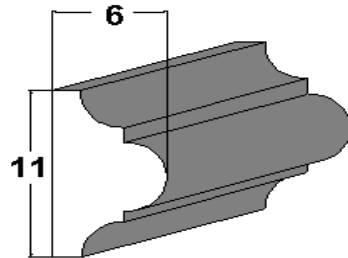
ASF 166



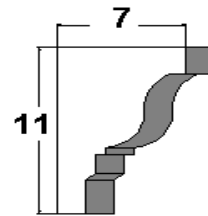
ASF 167



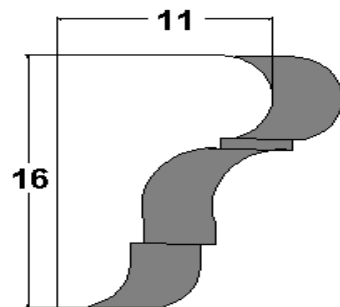
ASF 168



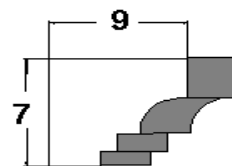
ASF 169



ASF 170

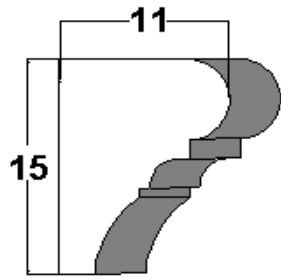


ASF 171

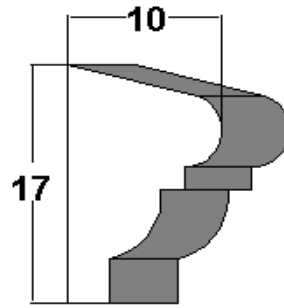


Cornices

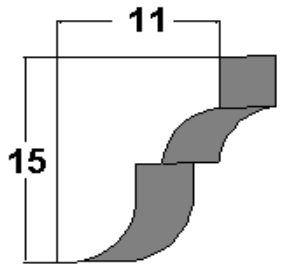
ASF 172



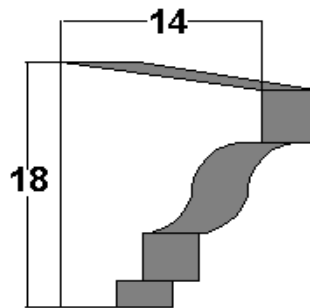
ASF 173



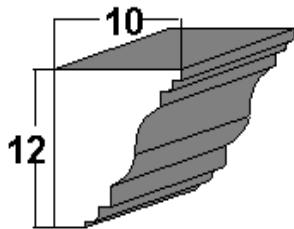
ASF 174



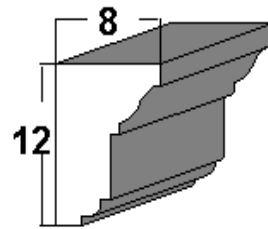
ASF 175



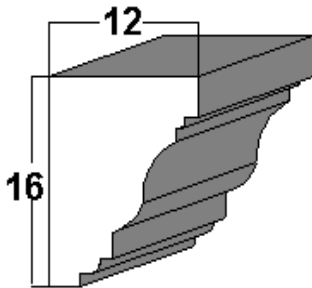
ASF 176



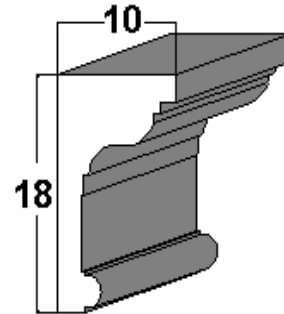
ASF 177



ASF 178



ASF 179

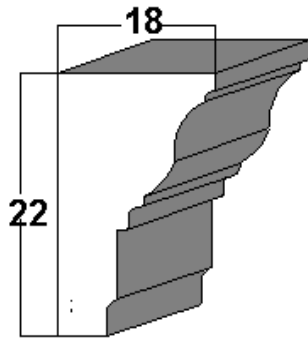


Dimensions are for example only .
Sizes and shapes can be customized for any project.
All available in 8ft lengths.

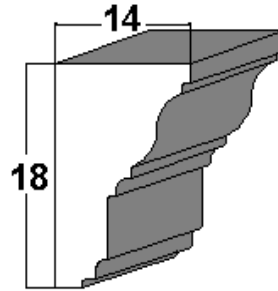
Cornices

For all architectural designs such as columns parapet caps, cornices, reveals or arches, our in-house design team can help you make the right choice for your construction project.

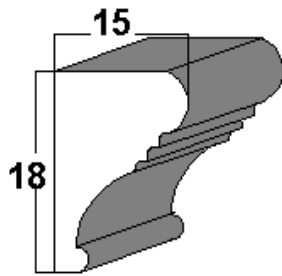
ASF 180



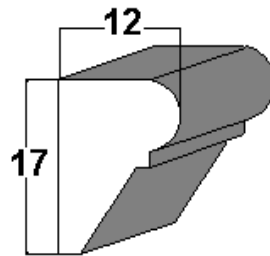
ASF 181



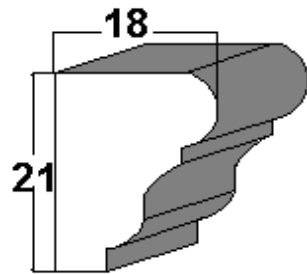
ASF 182



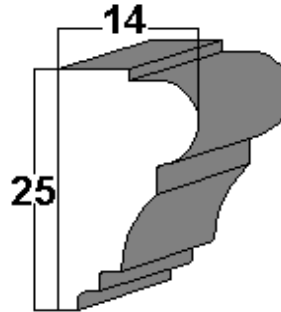
ASF 183



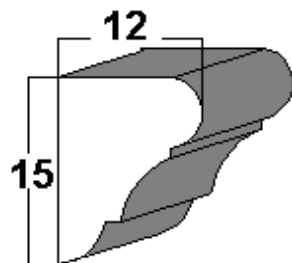
ASF 184



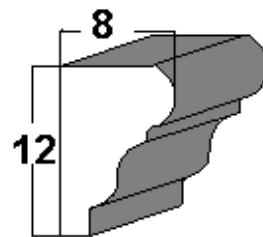
ASF 185



ASF 186

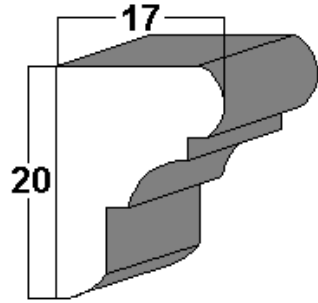


ASF 187

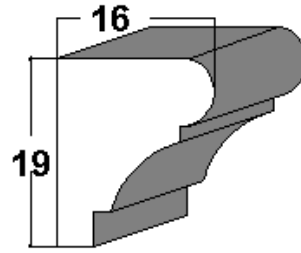


Cornices

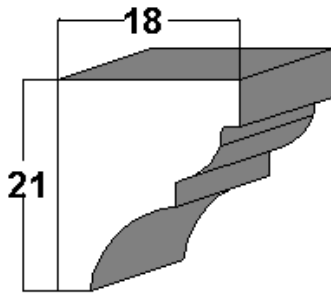
ASF 188



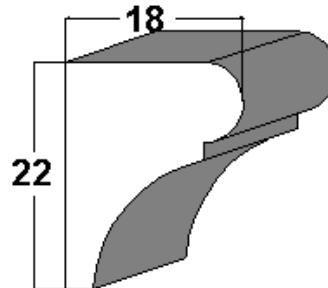
ASF 189



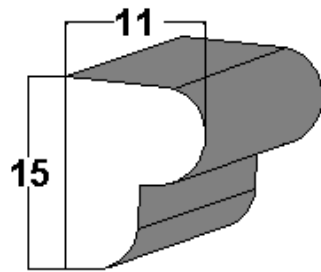
ASF 190



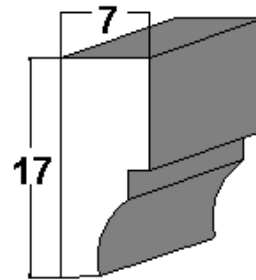
ASF 191



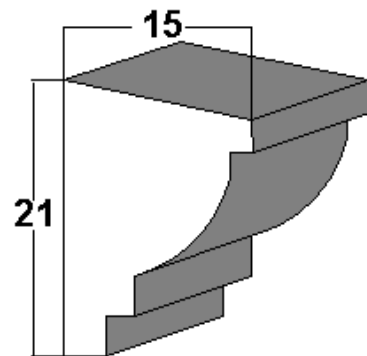
ASF 192



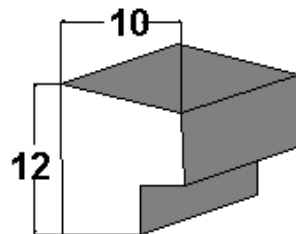
ASF 193



ASF 194



ASF 195



Dimensions are for example only .

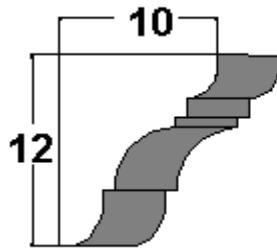
Sizes and shapes can be customized for any project.

All available in 8ft lengths.

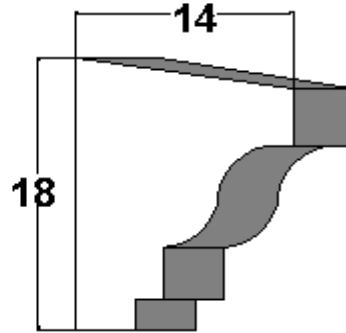
Cornices

For all architectural designs such as columns parapet caps, cornices, reveals or arches, our in-house design team can help you make the right choice for your construction project.

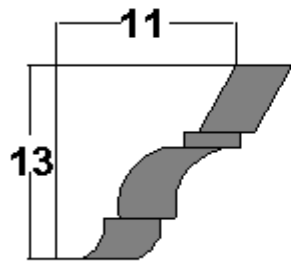
ASF 196



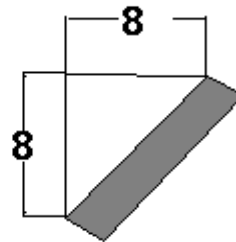
ASF 197



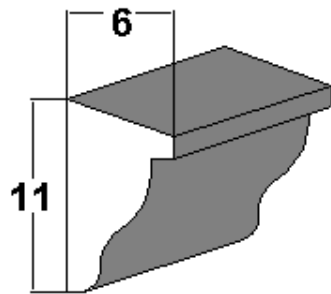
ASF 198



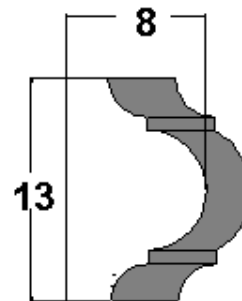
ASF 199



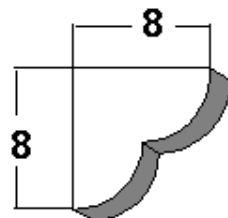
ASF 200



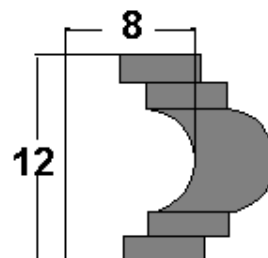
ASF 201



ASF 202

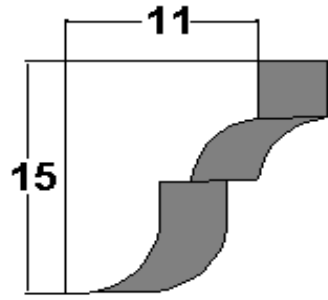


ASF 203

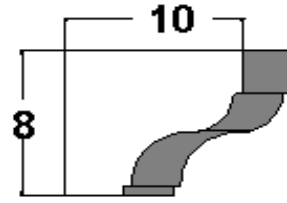


Cornices

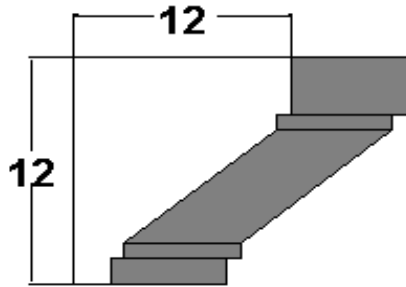
ASF 204



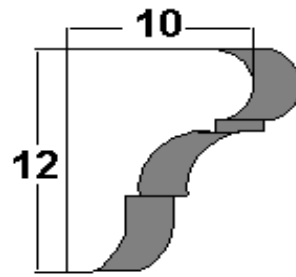
ASF 205



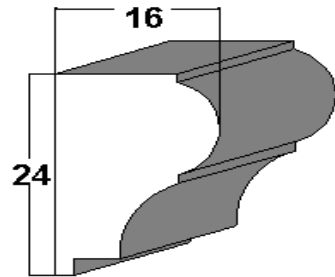
ASF 206



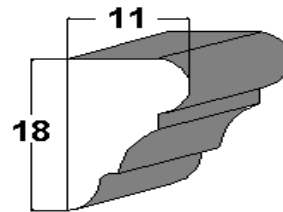
ASF 207



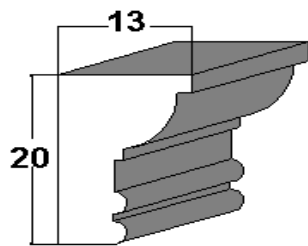
ASF 208



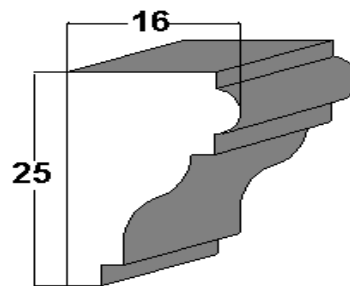
ASF 209



ASF 210



ASF 211

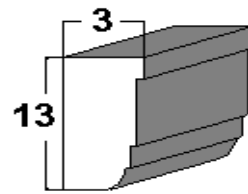
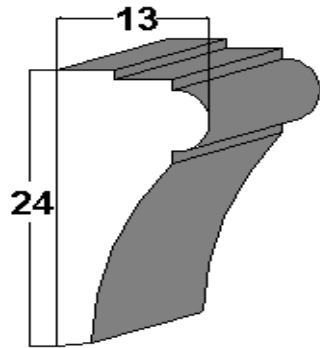


Dimensions are for example only .
Sizes and shapes can be customized for any project.
All available in 8ft lengths.

Cornices

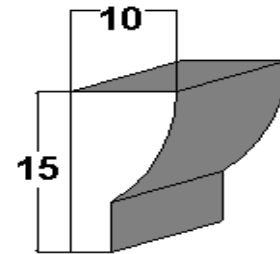
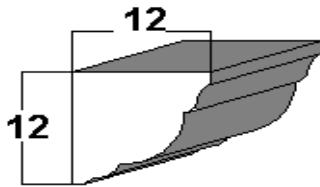
For all architectural designs such as columns parapet caps, cornices, reveals or arches, our in-house design team can help you make the right choice for your construction project.

ASF 212



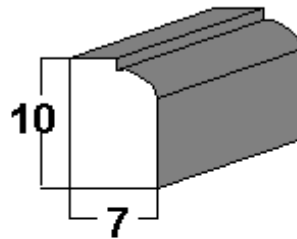
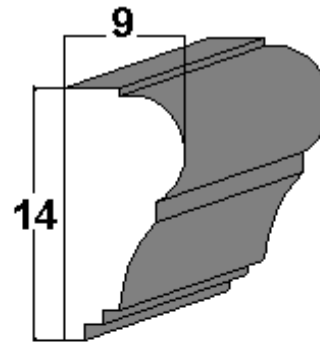
ASF 213

ASF 214



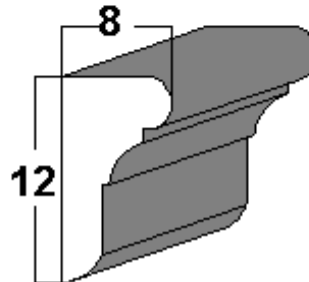
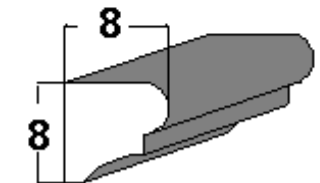
ASF 215

ASF 216



ASF 217

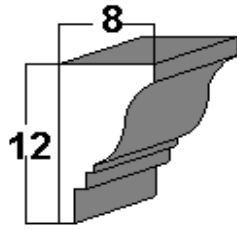
ASF 218



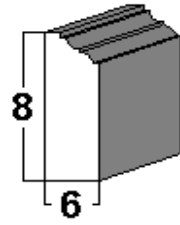
ASF 219

Cornices

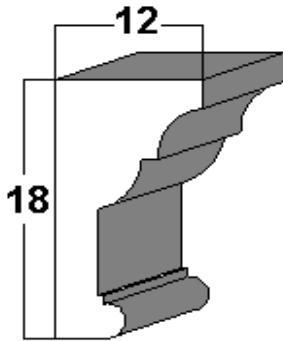
ASF 220



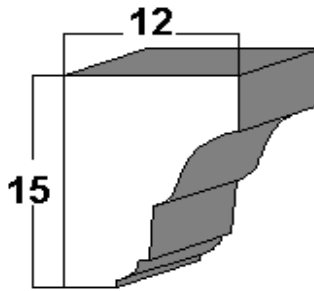
ASF 221



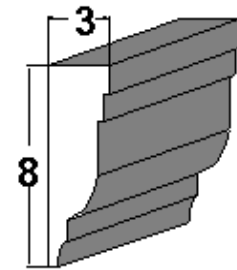
ASF 222



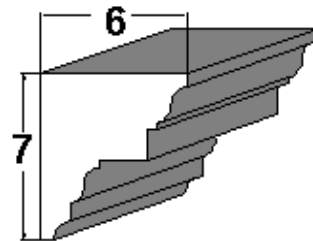
ASF 223



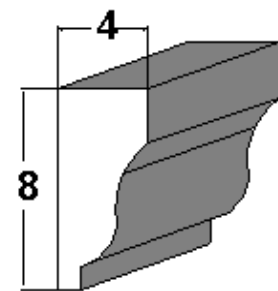
ASF 224



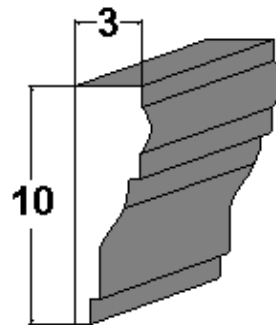
ASF 225



ASF 226



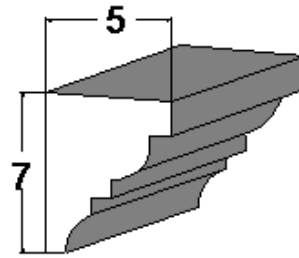
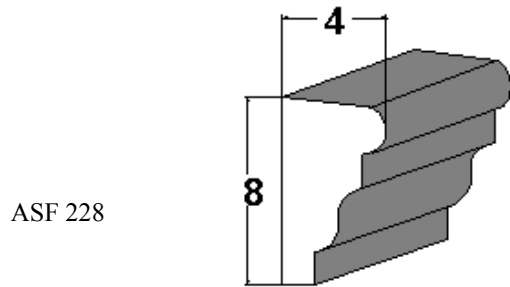
ASF 227



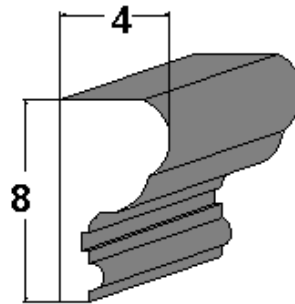
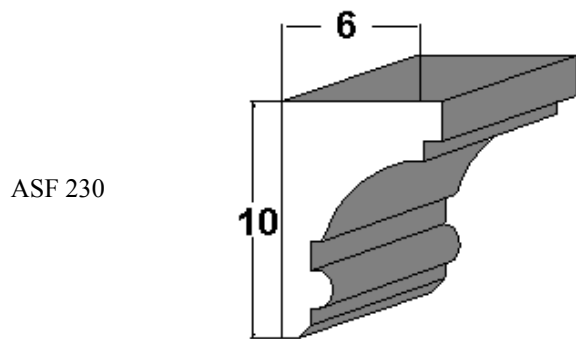
Dimensions are for example only .
Sizes and shapes can be customized for any project.
All available in 8ft lengths.

Cornices

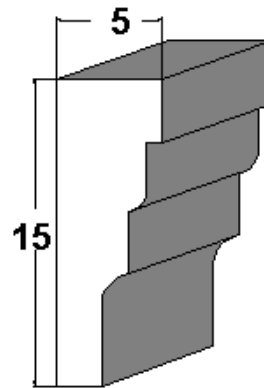
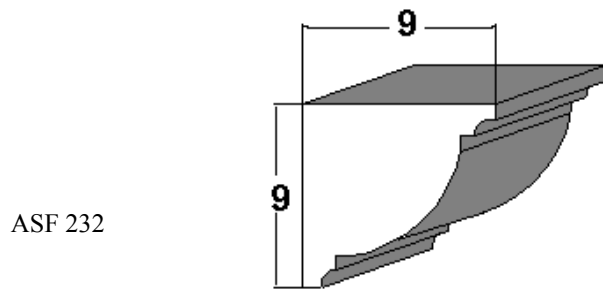
For all architectural designs such as columns parapet caps, cornices, reveals or arches, our in-house design team can help you make the right choice for your construction project.



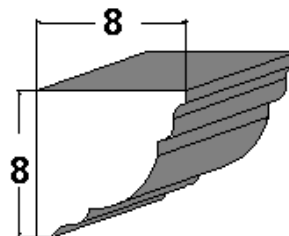
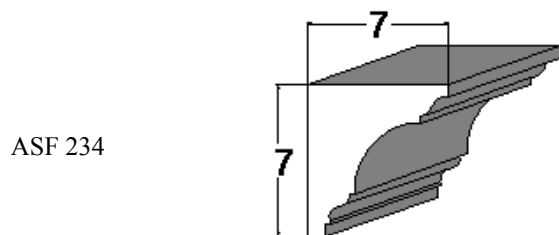
ASF 229



ASF 231



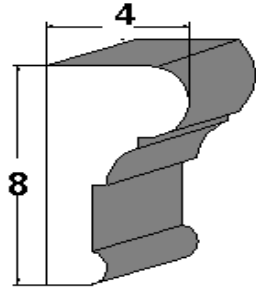
ASF 233



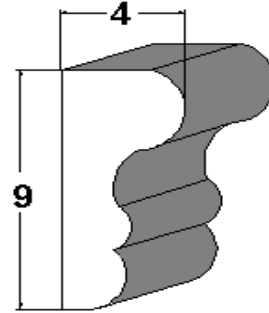
ASF 235

Cornices

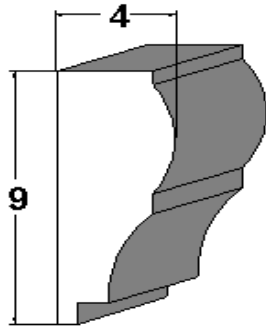
ASF 236



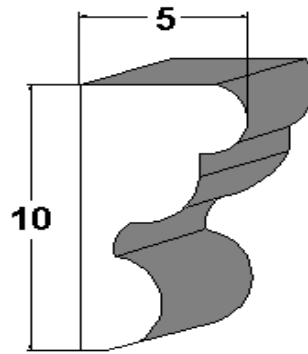
ASF 237



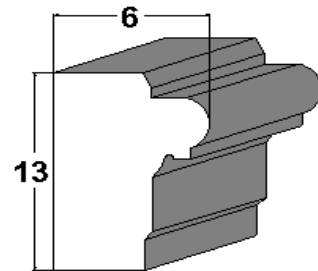
ASF 238



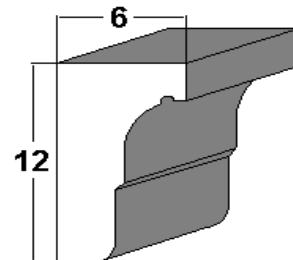
ASF 239



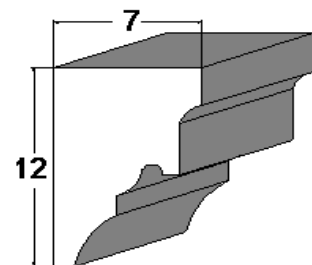
ASF 240



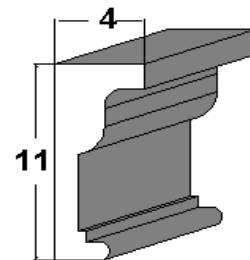
ASF 241



ASF 242



ASF 243

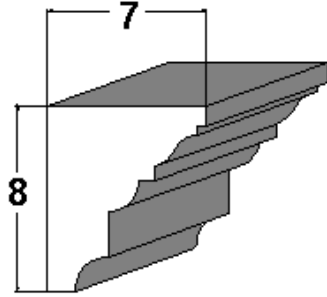


Dimensions are for example only .
Sizes and shapes can be customized for any project.
All available in 8ft lengths.

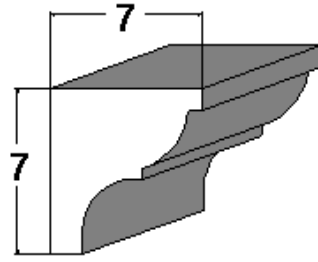
Cornices

For all architectural designs such as columns parapet caps, cornices, reveals or arches, our in-house design team can help you make the right choice for your construction project.

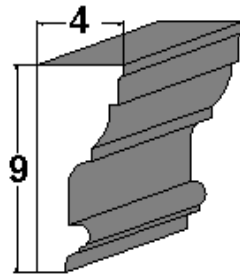
ASF 244



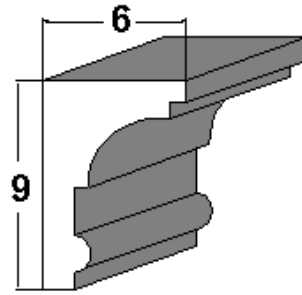
ASF 245



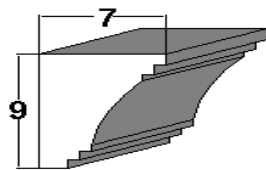
ASF 246



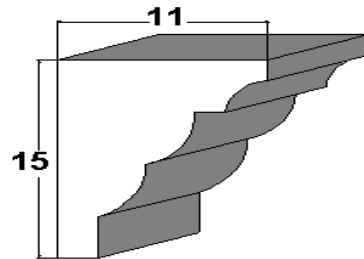
ASF 247



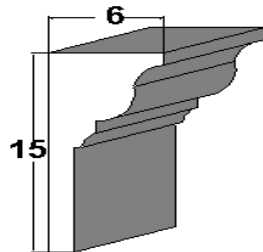
ASF 248



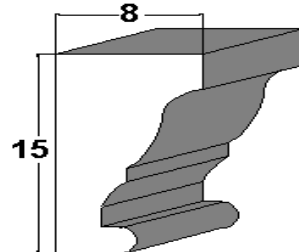
ASF 249



ASF 250

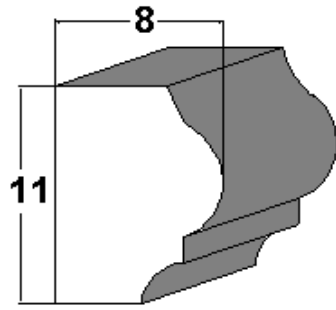


ASF 251

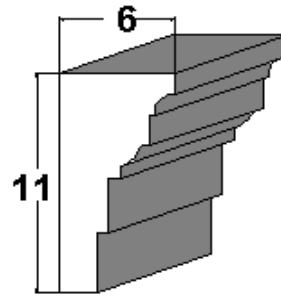


Cornices

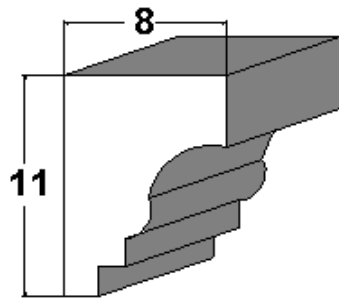
ASF 252



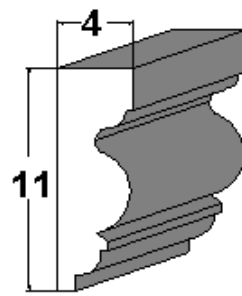
ASF 253



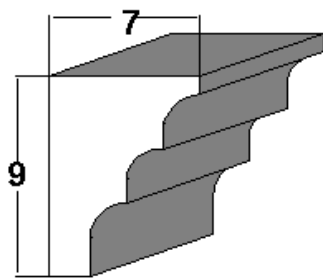
ASF 254



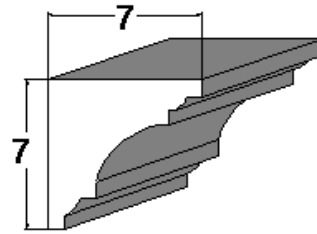
ASF 255



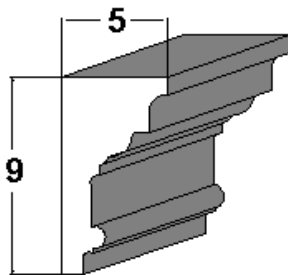
ASF 256



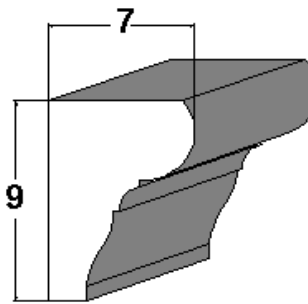
ASF 257



ASF 258



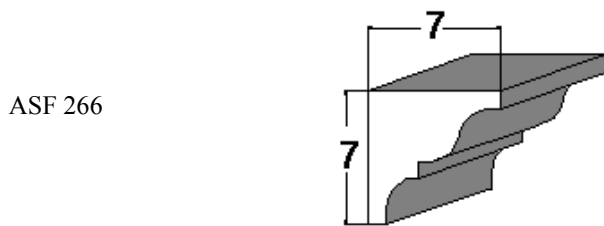
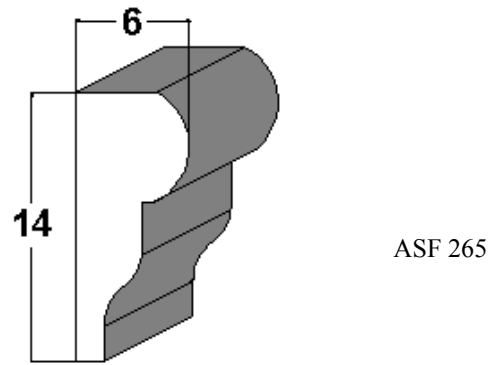
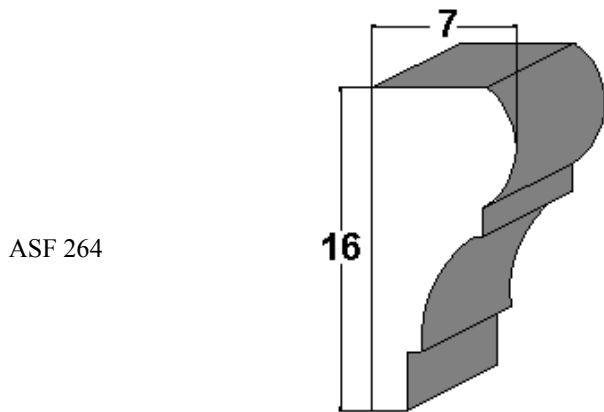
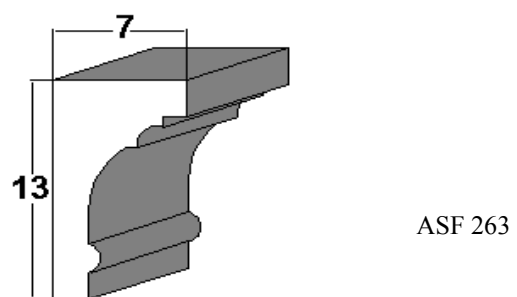
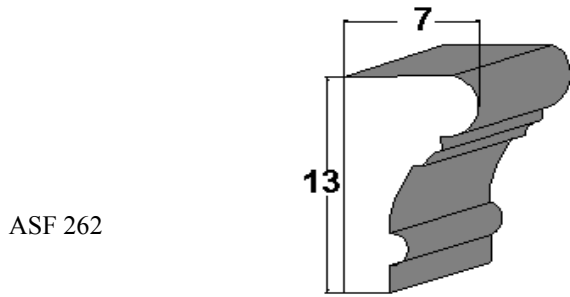
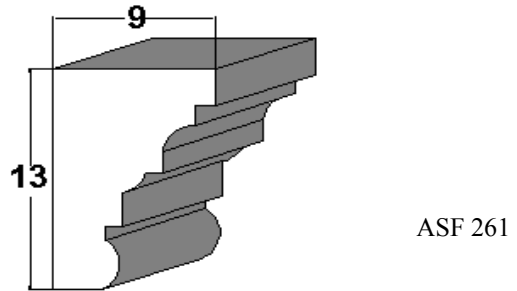
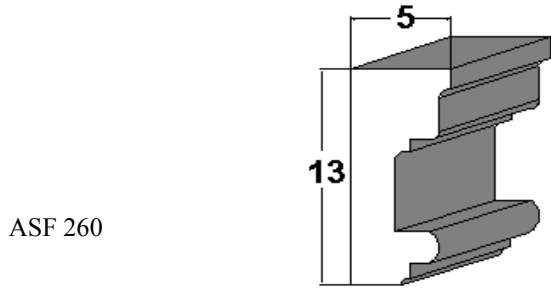
ASF 259



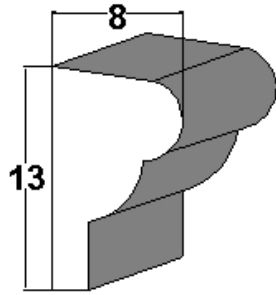
Dimensions are for example only .
Sizes and shapes can be customized for any project.
All available in 8ft lengths.

Cornices

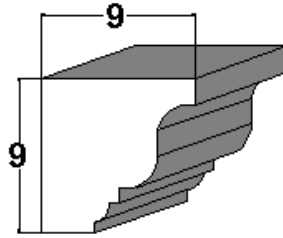
For all architectural designs such as columns parapet caps, cornices, reveals or arches, our in-house design team can help you make the right choice for your construction project.



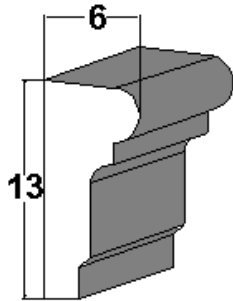
Cornices



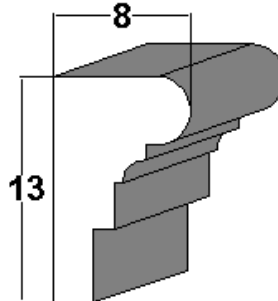
ASF 268



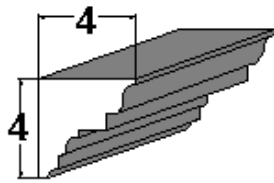
ASF 269



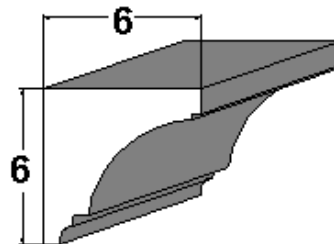
ASF 270



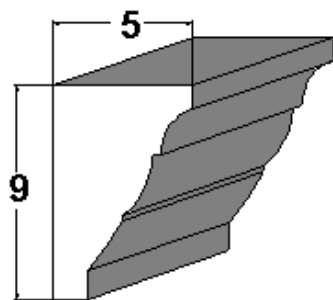
ASF 271



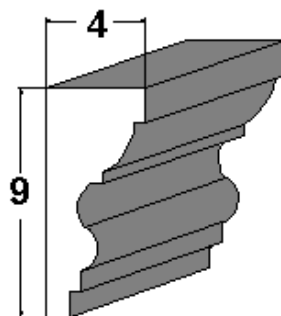
ASF 272



ASF 273



ASF 274



ASF 275

Dimensions are for example only .

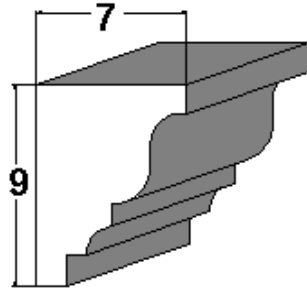
Sizes and shapes can be customized for any project.

All available in 8ft lengths.

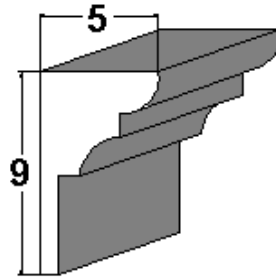
Cornices

For all architectural designs such as columns parapet caps, cornices, reveals or arches, our in-house design team can help you make the right choice for your construction project.

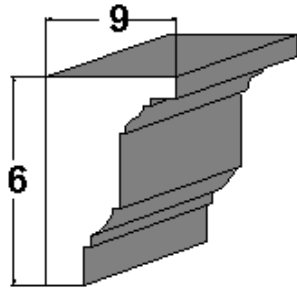
ASF 276



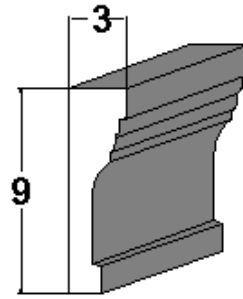
ASF 277



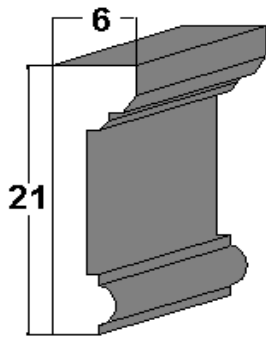
ASF 278



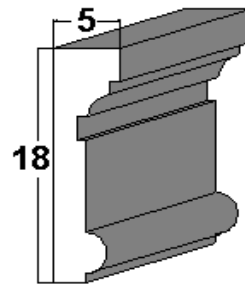
ASF 279



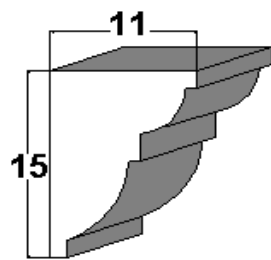
ASF 280



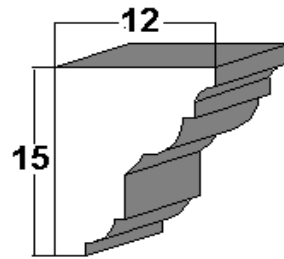
ASF 281



ASF 282

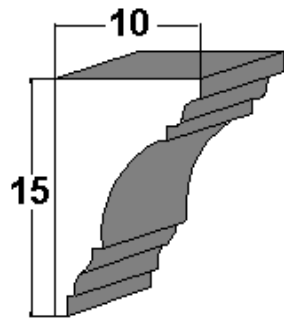


ASF 283

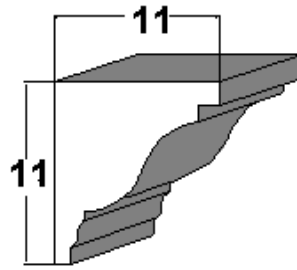


Cornices

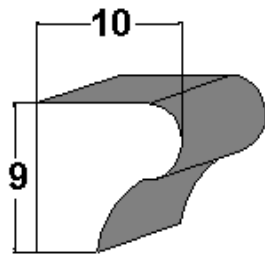
ASF 284



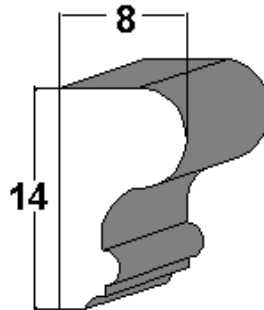
ASF 285



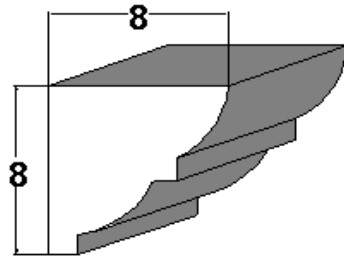
ASF 286



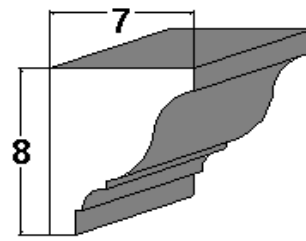
ASF 287



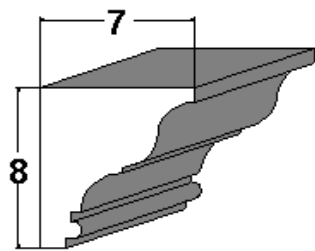
ASF 288



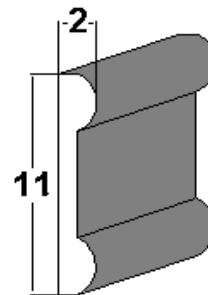
ASF 289



ASF 290



ASF 291

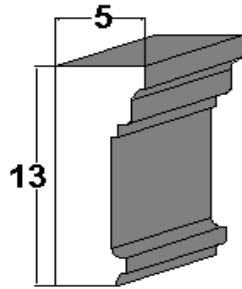


Dimensions are for example only .
Sizes and shapes can be customized for any project.
All available in 8ft lengths.

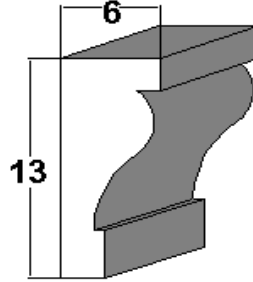
Cornices

For all architectural designs such as columns parapet caps, cornices, reveals or arches, our in-house design team can help you make the right choice for your construction project.

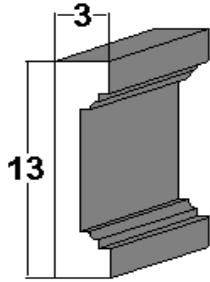
ASF 292



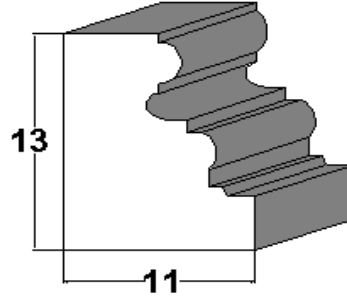
ASF 293



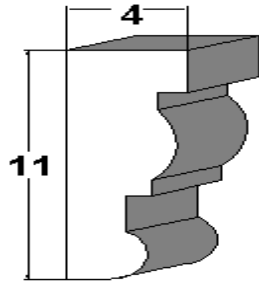
ASF 294



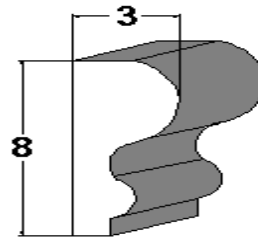
ASF 295



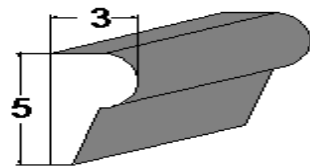
ASF 296



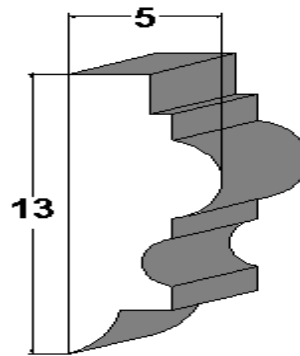
ASF 297



ASF 298

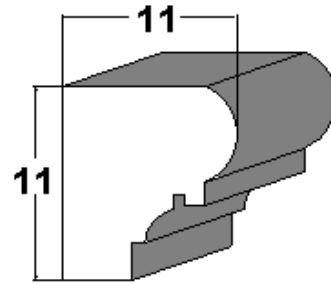
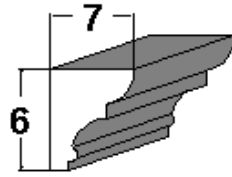


ASF 299



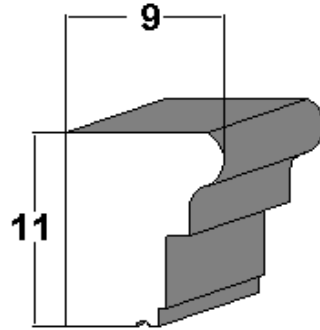
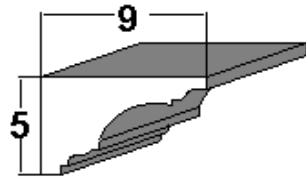
Cornices

ASF 300



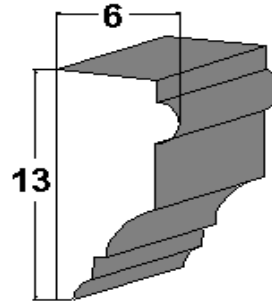
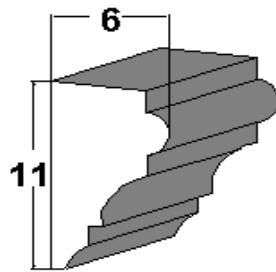
ASF 301

ASF 302



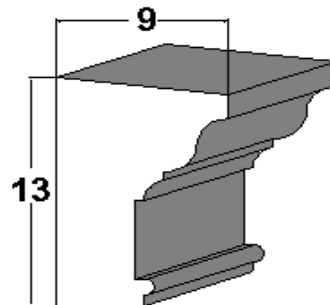
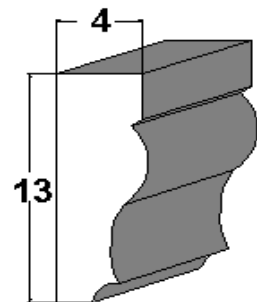
ASF 303

ASF 304



ASF 305

ASF 306



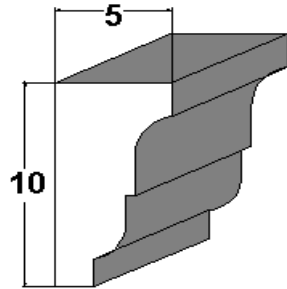
ASF 307

Dimensions are for example only .
Sizes and shapes can be customized for any project.
All available in 8ft lengths.

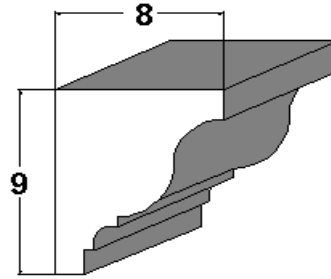
Cornices

For all architectural designs such as columns parapet caps, cornices, reveals or arches, our in-house design team can help you make the right choice for your construction project.

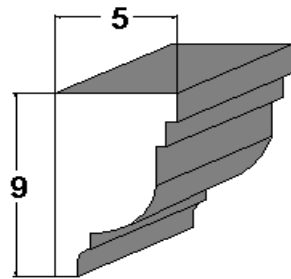
ASF 308



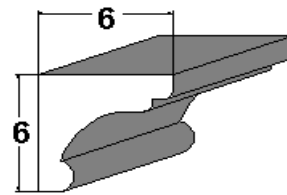
ASF 309



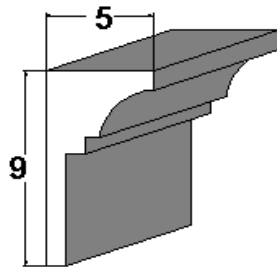
ASF 310



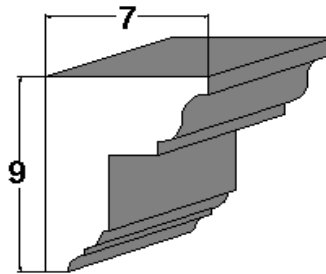
ASF 311



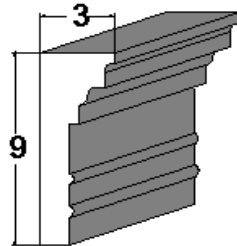
ASF 312



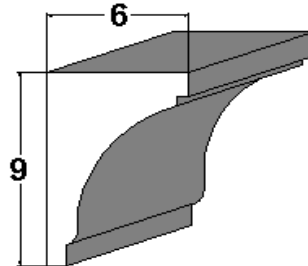
ASF 313



ASF 314

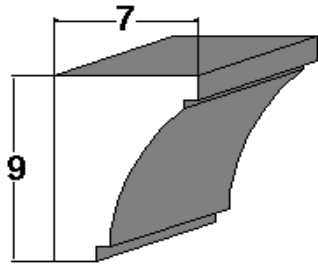


ASF 315

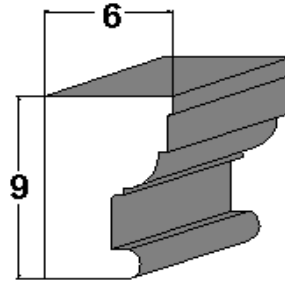


Cornices

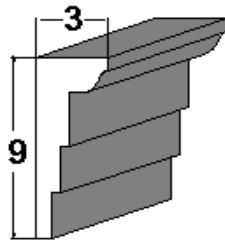
ASF 316



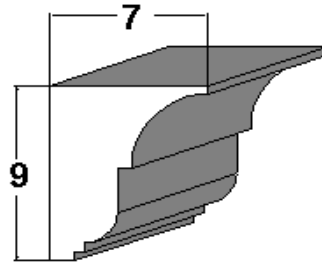
ASF 317



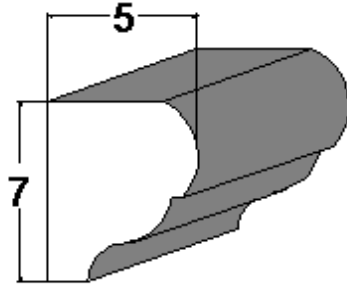
ASF 318



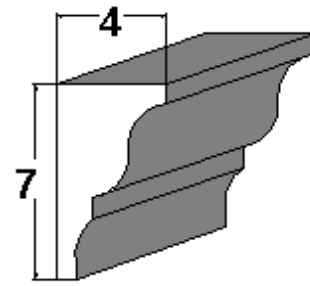
ASF 319



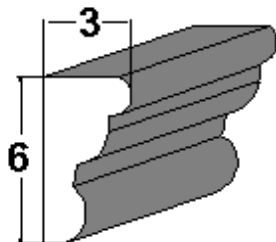
ASF 320



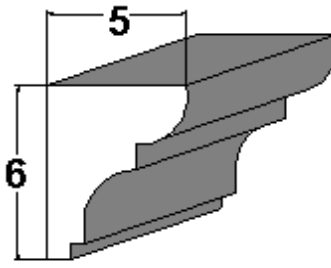
ASF 321



ASF 322



ASF 323



Dimensions are for example only .

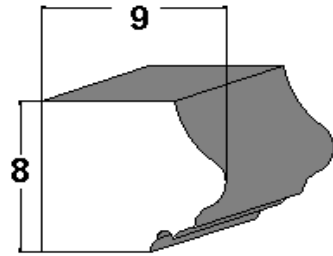
Sizes and shapes can be customized for any project.

All available in 8ft lengths.

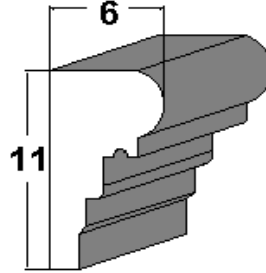
Cornices

For all architectural designs such as columns parapet caps, cornices, reveals or arches, our in-house design team can help you make the right choice for your construction project.

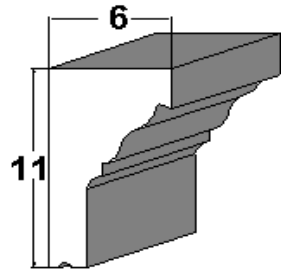
ASF 324



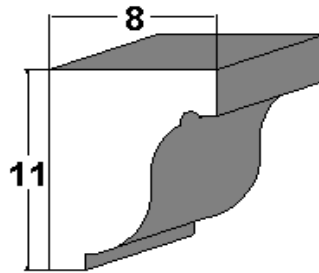
ASF 325



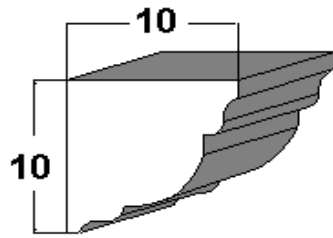
ASF 326



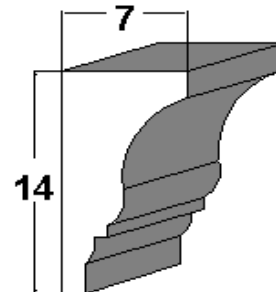
ASF 327



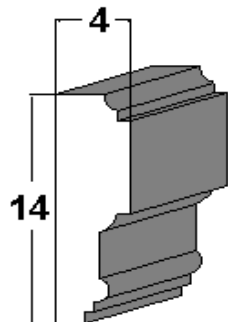
ASF 328



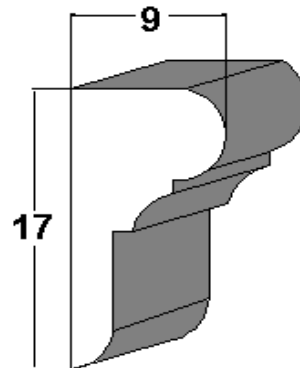
ASF 329



ASF 330

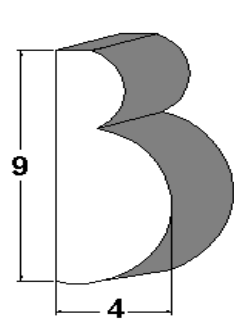


ASF 331

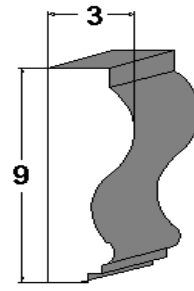


Cornices

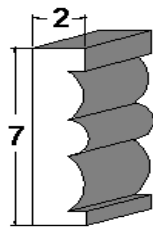
ASF 332



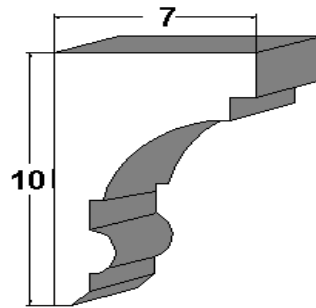
ASF 333



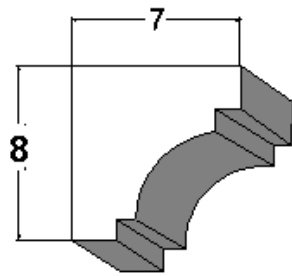
ASF 334



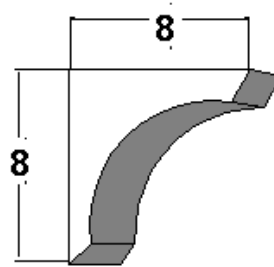
ASF 335



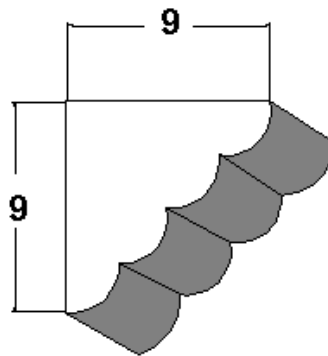
ASF 336



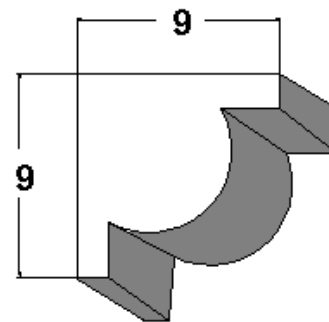
ASF 337



ASF 338



ASF 339



Dimensions are for example only .

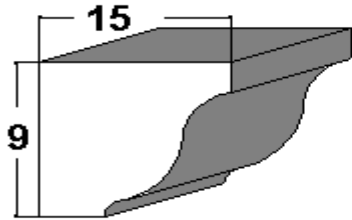
Sizes and shapes can be customized for any project.

All available in 8ft lengths.

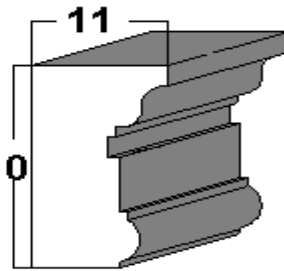
Trims

For all architectural designs such as columns parapet caps, cornices, reveals or arches, our in-house design team can help you make the right choice for your construction project.

ASF 340

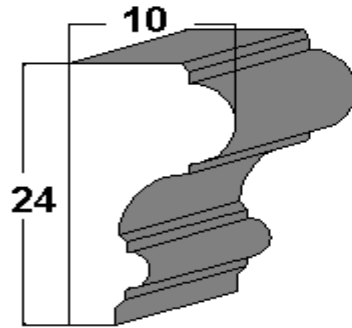


10

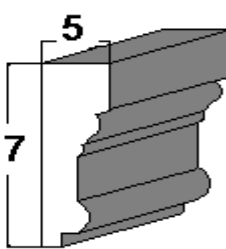


ASF 341

ASF 342

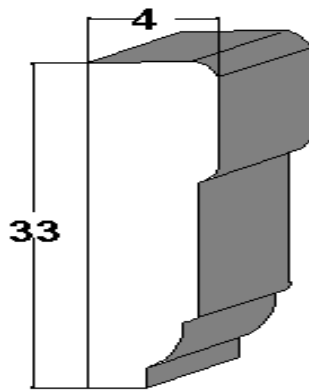


17

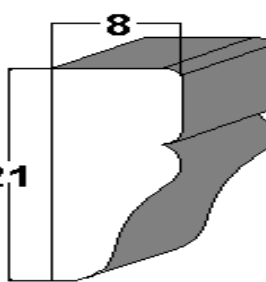


ASF 343

ASF 344

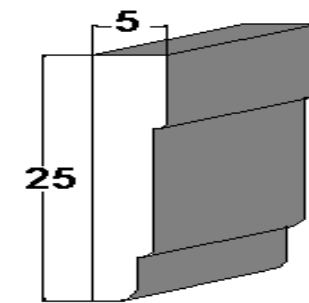


21

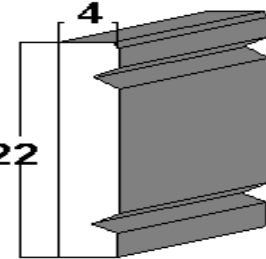


ASF 345

ASF 346



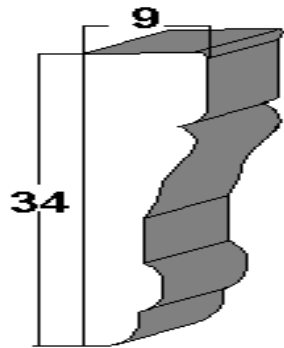
22



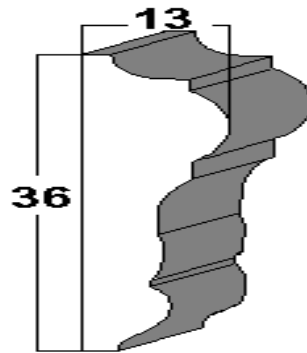
ASF 347

Trims

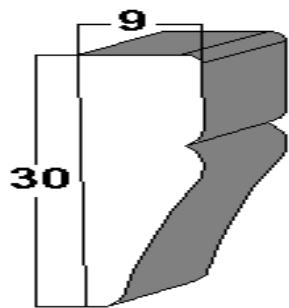
ASF 348



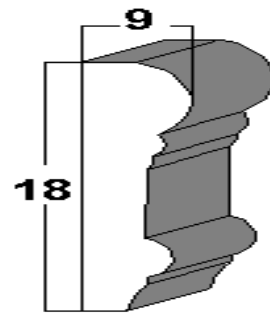
ASF 349



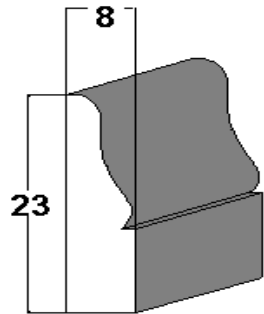
ASF 350



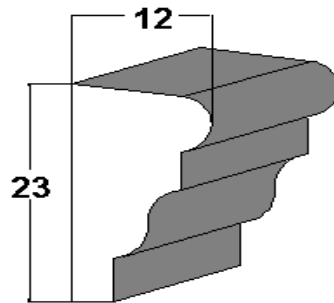
ASF 351



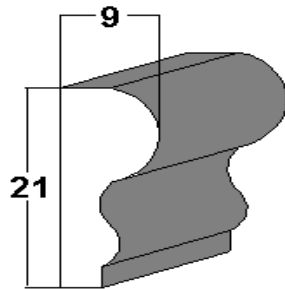
ASF 352



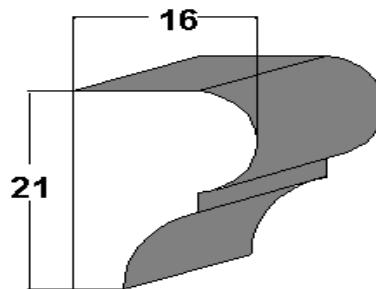
ASF 353



ASF 354



ASF 355



Dimensions are for example only .

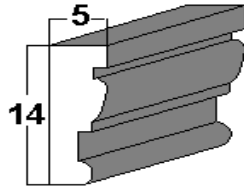
Sizes and shapes can be customized for any project.

All available in 8ft lengths.

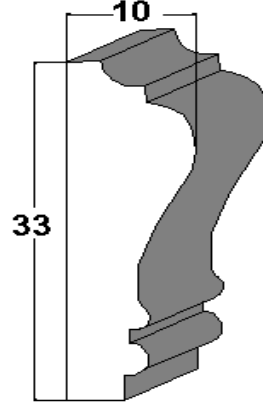
Trims

For all architectural designs such as columns parapet caps, cornices, reveals or arches, our in-house design team can help you make the right choice for your construction project.

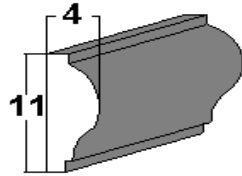
ASF 356



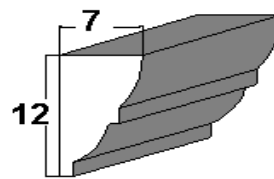
ASF 357



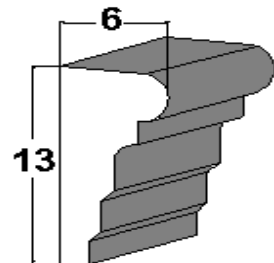
ASF 358



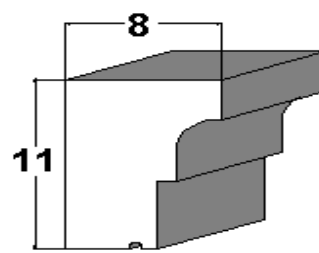
ASF 359



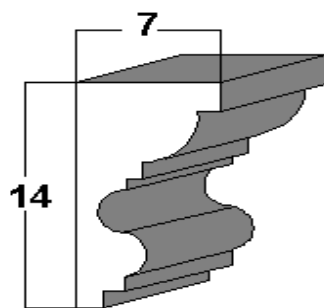
ASF 360



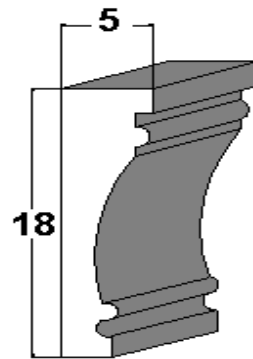
ASF 361



ASF 362

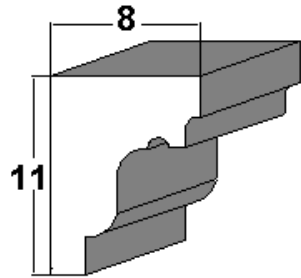


ASF 363

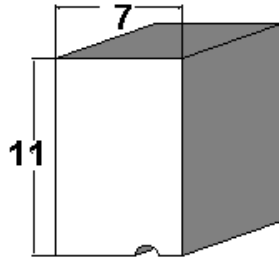


Trims

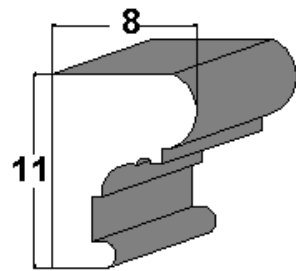
ASF 364



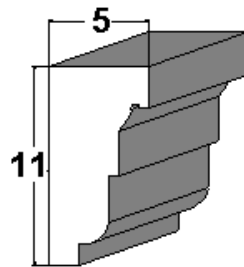
ASF 365



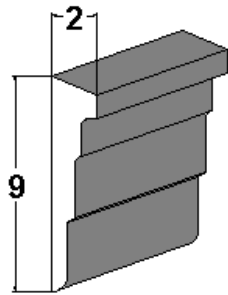
ASF 366



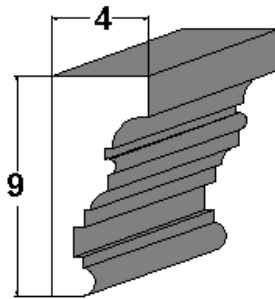
ASF 367



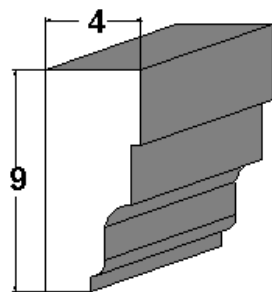
ASF 368



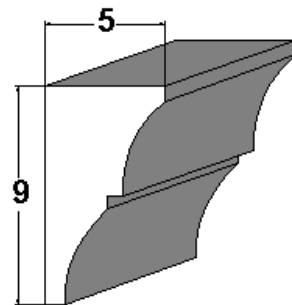
ASF 369



ASF 370



ASF 371



Dimensions are for example only .

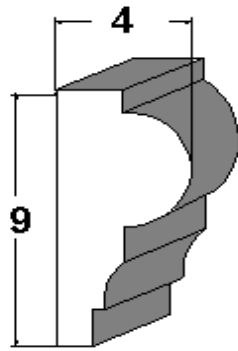
Sizes and shapes can be customized for any project.

All available in 8ft lengths.

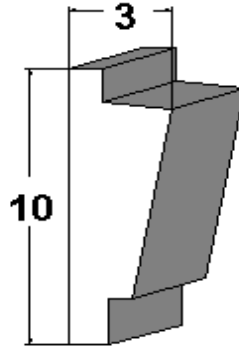
Trims

For all architectural designs such as columns parapet caps, cornices, reveals or arches, our in-house design team can help you make the right choice for your construction project.

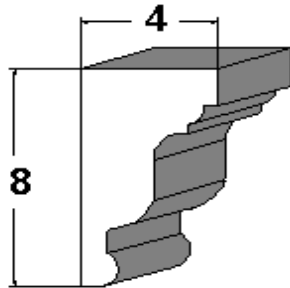
ASF 372



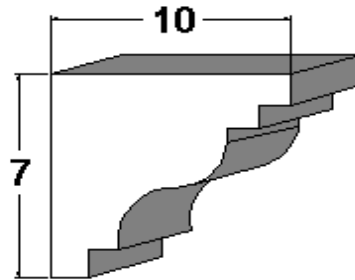
ASF 373



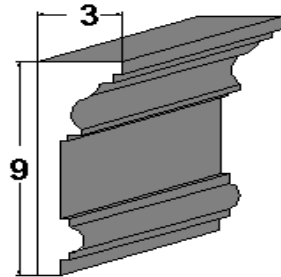
ASF 374



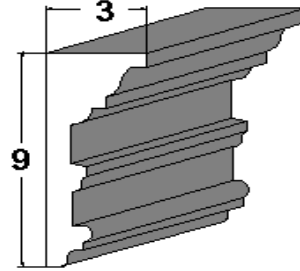
ASF 375



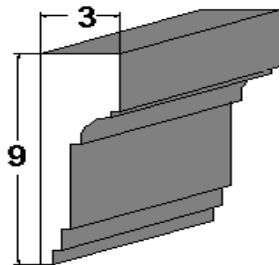
ASF 376



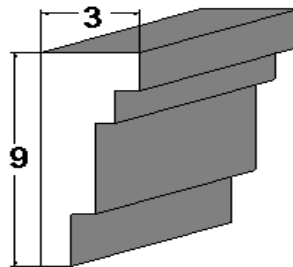
ASF 377



ASF 378

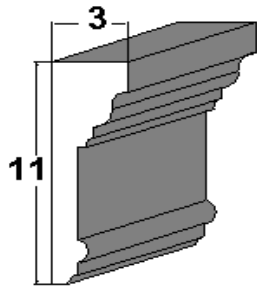


ASF 379

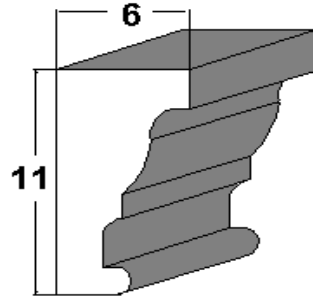


Trims

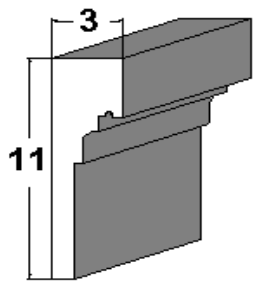
ASF 380



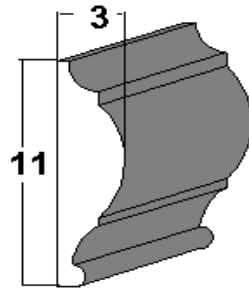
ASF 381



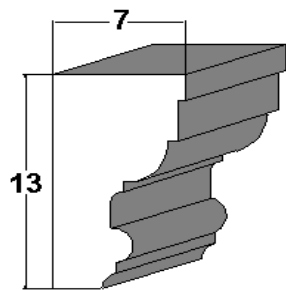
ASF 382



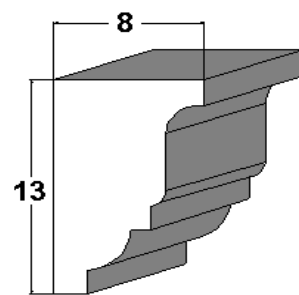
ASF 383



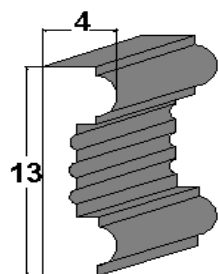
ASF 384



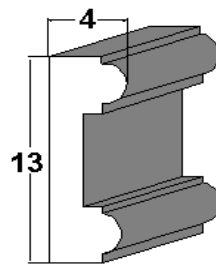
ASF 385



ASF 386



ASF 387



Dimensions are for example only .

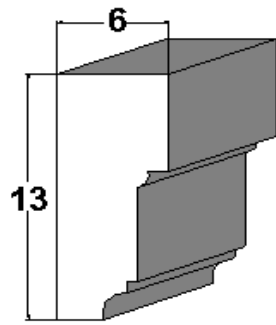
Sizes and shapes can be customized for any project.

All available in 8ft lengths.

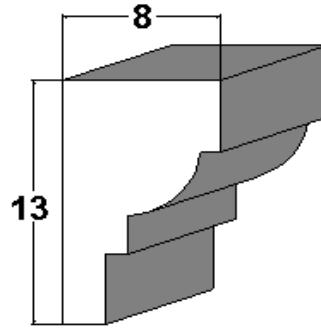
Trims

For all architectural designs such as columns parapet caps, cornices, reveals or arches, our in-house design team can help you make the right choice for your construction project.

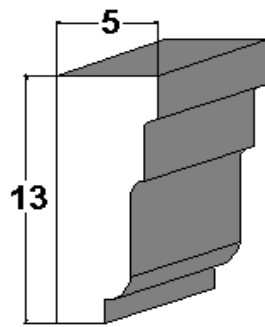
ASF 388



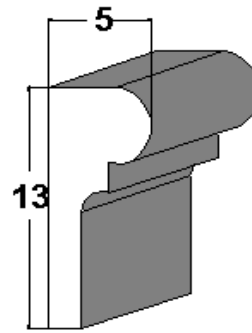
ASF 389



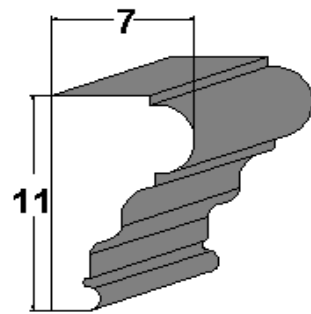
ASF 390



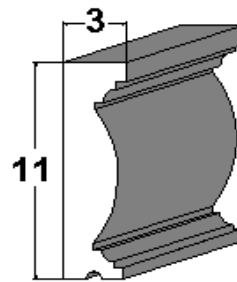
ASF 391



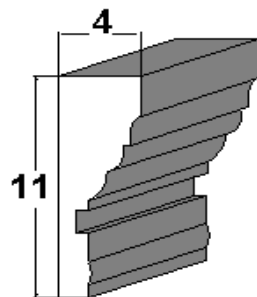
ASF 392



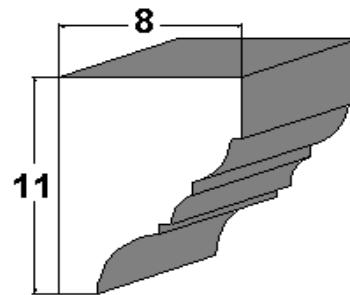
ASF 393



ASF 394

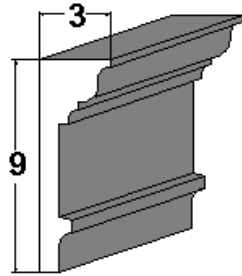


ASF 395

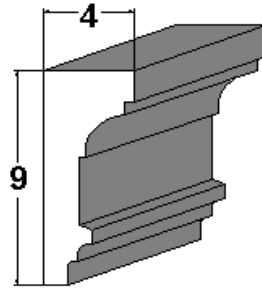


Trims

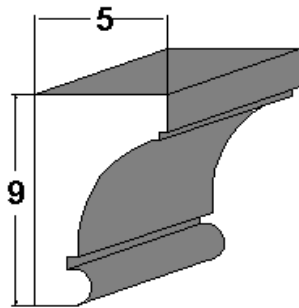
ASF 396



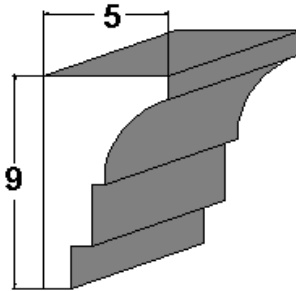
ASF 397



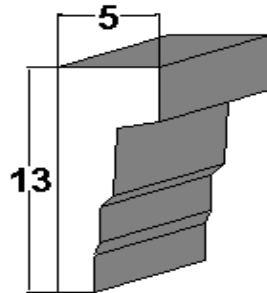
ASF 398



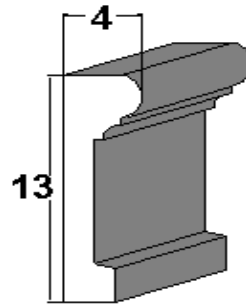
ASF 399



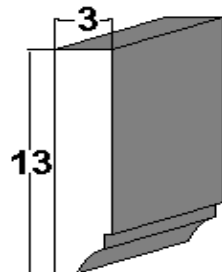
ASF 400



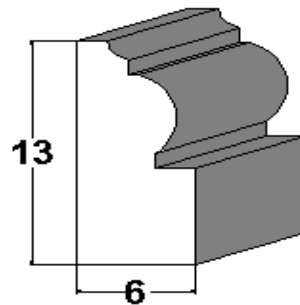
ASF 401



ASF 402



ASF 403



Dimensions are for example only .

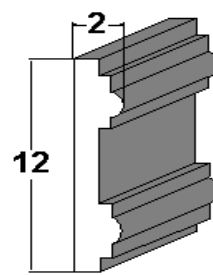
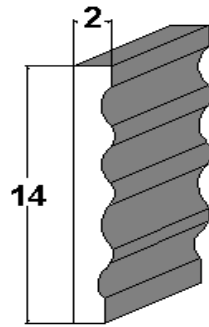
Sizes and shapes can be customized for any project.

All available in 8ft lengths.

Trims

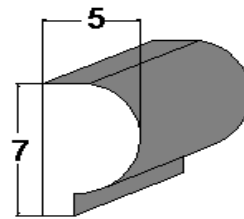
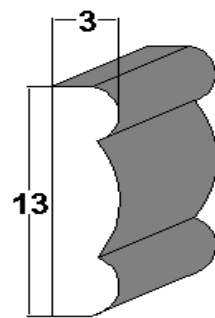
For all architectural designs such as columns parapet caps, cornices, reveals or arches, our in-house design team can help you make the right choice for your construction project.

ASF 404



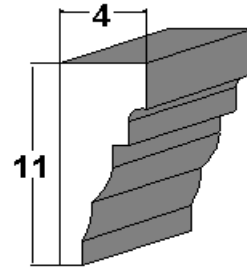
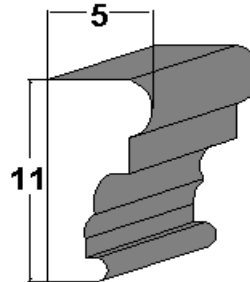
ASF 405

ASF 406



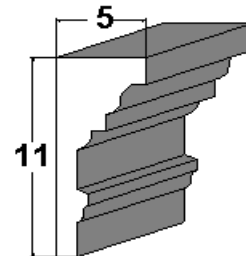
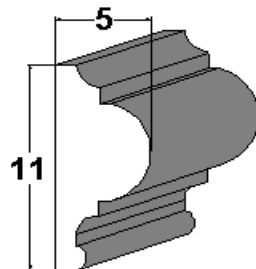
ASF 407

ASF 408



ASF 409

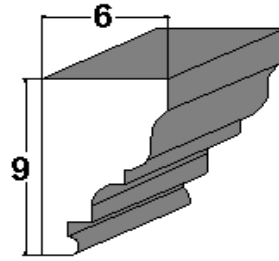
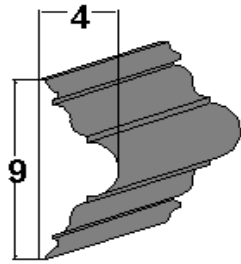
ASF 410



ASF 411

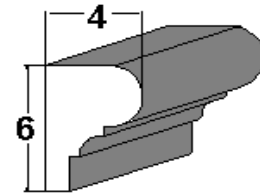
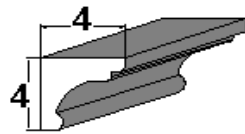
Trims

ASF 412



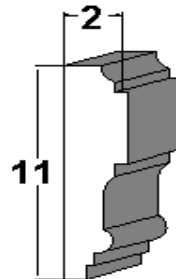
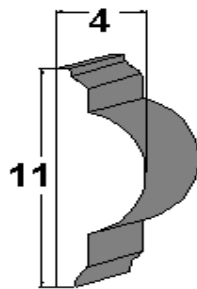
ASF 413

ASF 414



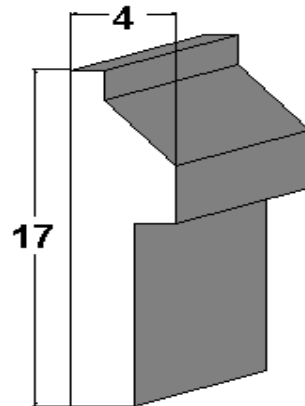
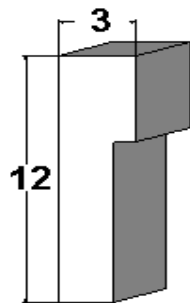
ASF 415

ASF 416



ASF 417

ASF 418



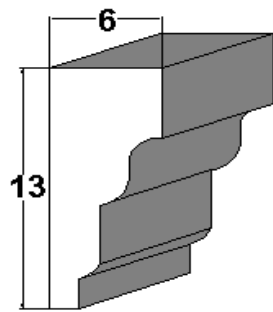
ASF 419

Dimensions are for example only .
Sizes and shapes can be customized for any project.
All available in 8ft lengths.

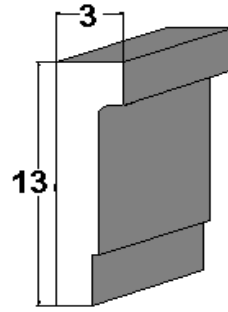
Trims

For all architectural designs such as columns parapet caps, cornices, reveals or arches, our in-house design team can help you make the right choice for your construction project.

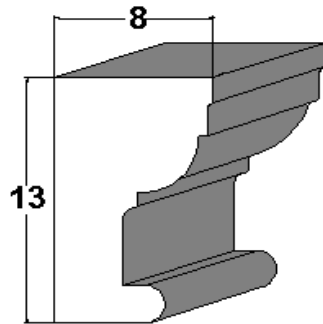
ASF 420



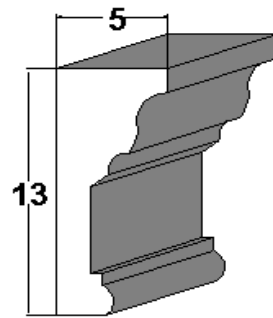
ASF 421



ASF 422

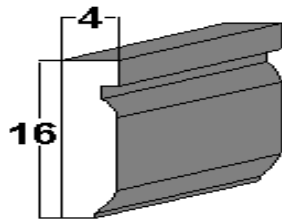


ASF 423

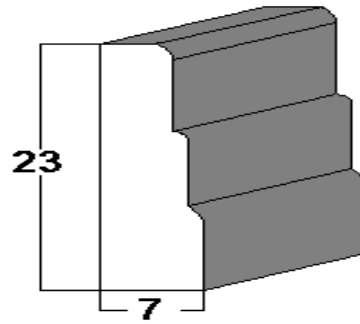


STEP BANDS

ASF 424

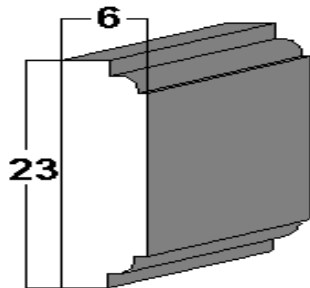


23

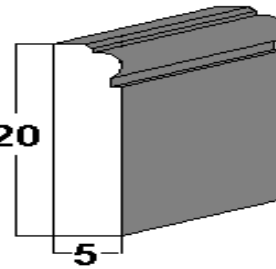


ASF 425

ASF 426

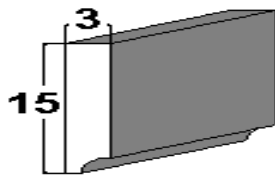


20

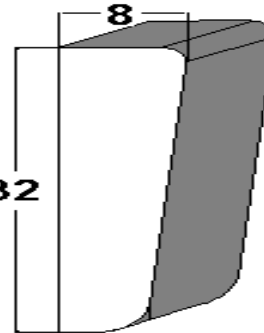


ASF 427

ASF 428

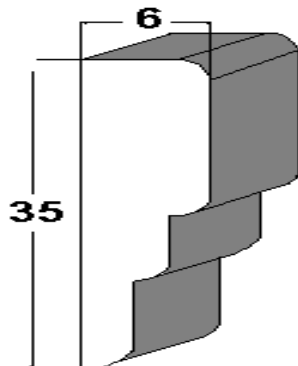


32

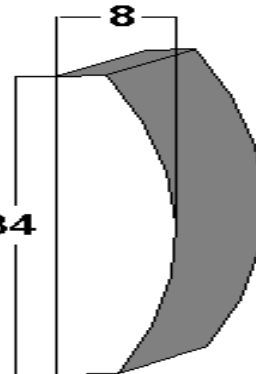


ASF 429

ASF 430



34



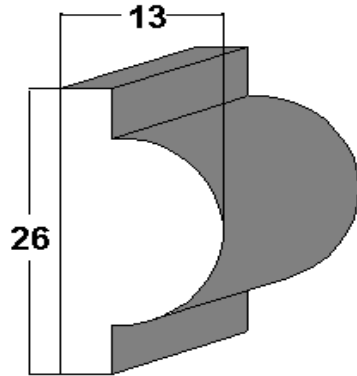
ASF 431

Dimensions are for example only .
Sizes and shapes can be customized for any project.
All available in 8ft lengths.

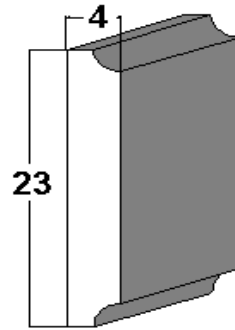
STEP BANDS

For all architectural designs such as columns parapet caps, cornices, reveals or arches, our in-house design team can help you make the right choice for your construction project.

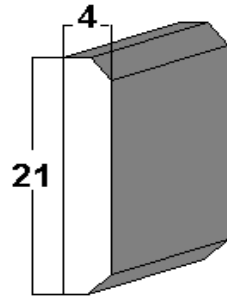
ASF 432



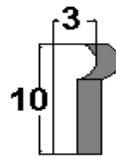
ASF 433



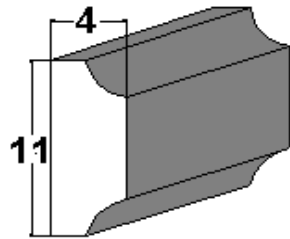
ASF 434



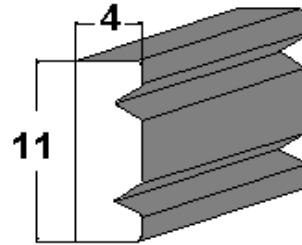
ASF 435



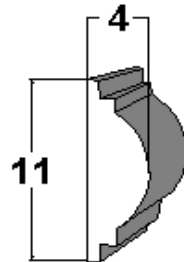
ASF 436



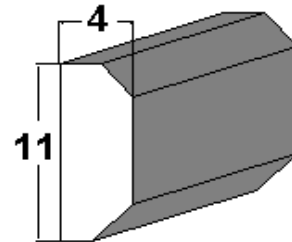
ASF 437



ASF 438

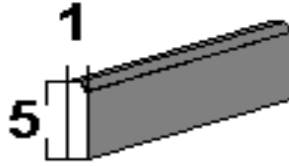
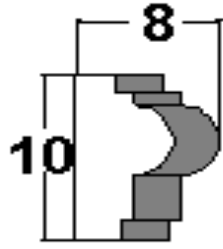


ASF 439



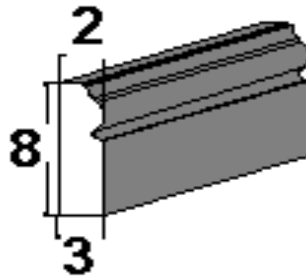
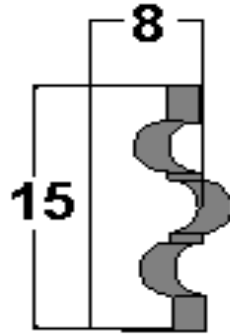
STEP BANDS

ASF 440



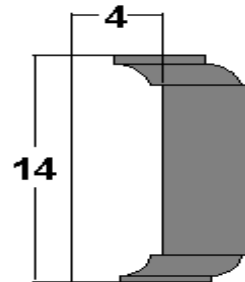
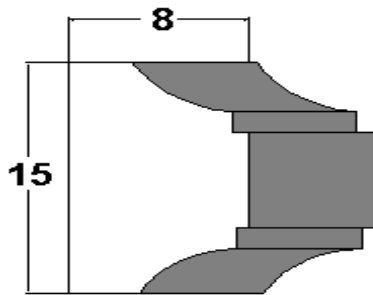
ASF 441

ASF 442



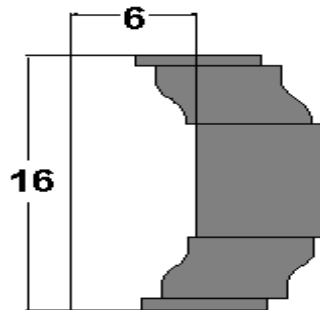
ASF 443

ASF 444



ASF 445

ASF 446



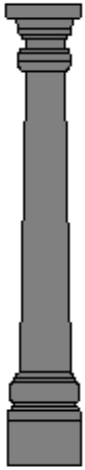
Dimensions are for example only .

Sizes and shapes can be customized for any project.


All available in 8ft lengths.

COLUMNS

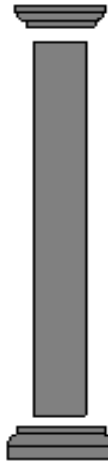
For all architectural designs such as columns parapet caps, cornices, reveals or arches, our in-house design team can help you make the right choice for your construction project.



Tapered Column

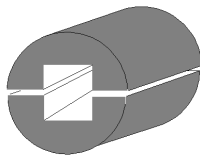


Fluted Column



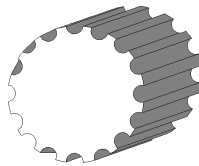
Round Column

All columns can be cut to any length and any diameter

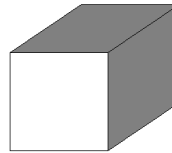


Round

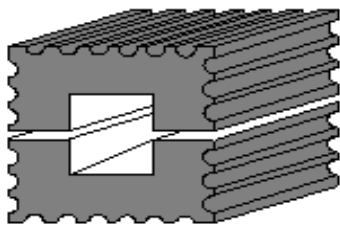
With Post Cutout



Fluted

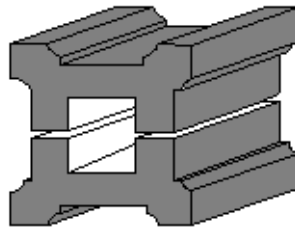


Square



Square Fluted

With Post Cutout



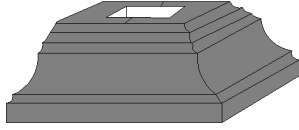
Custom Shape

With Post Cutout




CAPS AND BASES

CB 600



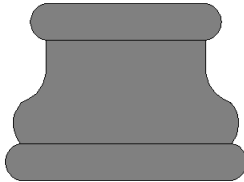
CB 601

CB 602



CB 603

CB 604



CB 605

CB 606




CB 607

Dimensions are for example only .
Sizes and shapes can be customized for any project.

CAPS AND BASES


For all architectural designs such as columns parapet caps, cornices, reveals or arches, our in-house design team can help you make the right choice for your construction project.

CB 608



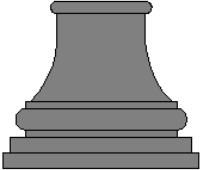
CB 609

CB 610




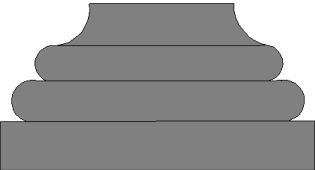
CB 611

CB 612



CB 613

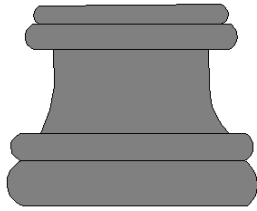
CB 614



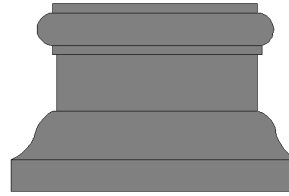
CB 615

CAPS AND BASES


CB 616




CB 617




CB 618




CB 619



CB 620



CB 621



CB 622



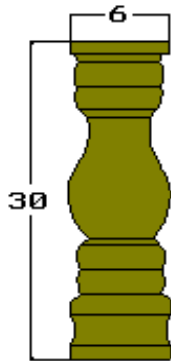
CB 623



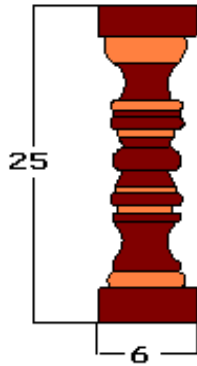
Dimensions are for example only .
Sizes and shapes can be customized for any project.

BALUSTERS

For all architectural designs such as columns parapet caps, cornices, reveals or arches, our in-house design team can help you make the right choice for your construction project.



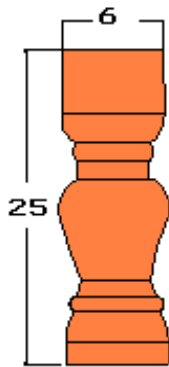
B 25



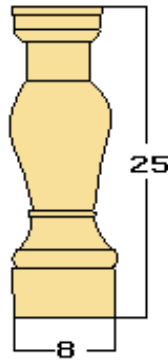
B 26



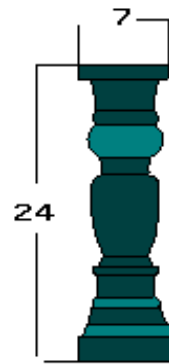
B 27



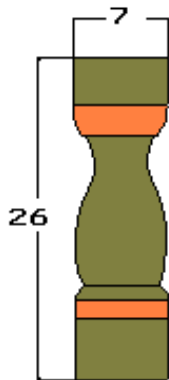
B 28



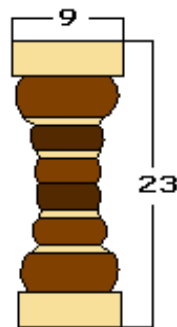
B 29



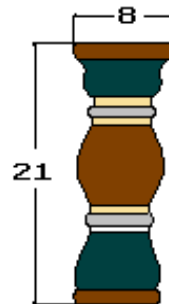
B 30



B 31

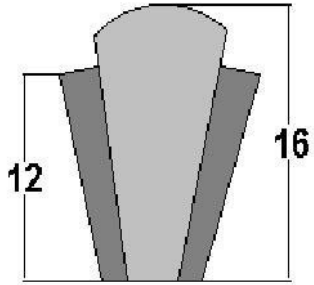


B 32

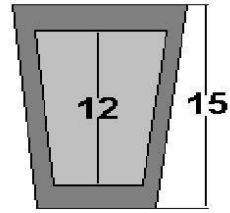


B 33

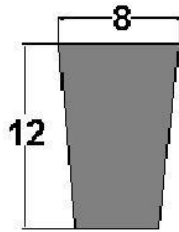
KEYSTONES



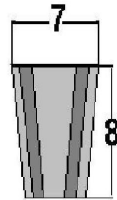
K 25



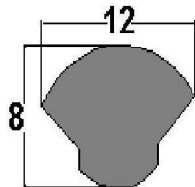
K 26



K 27



K 28

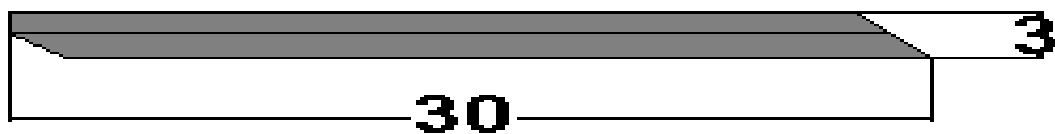
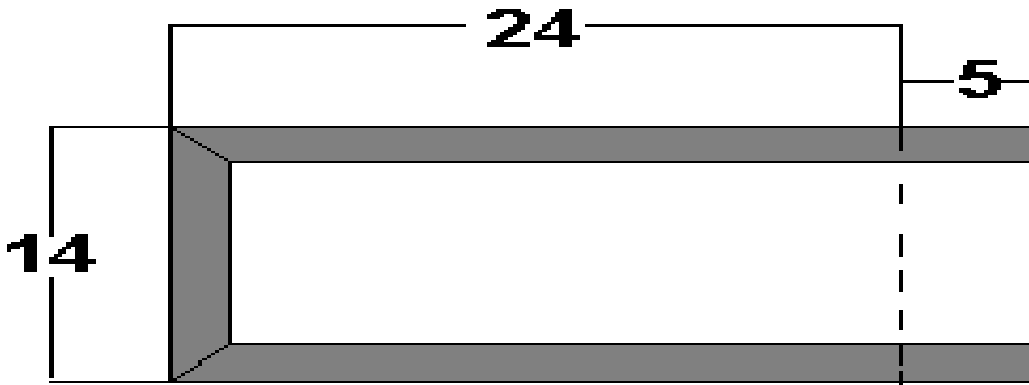
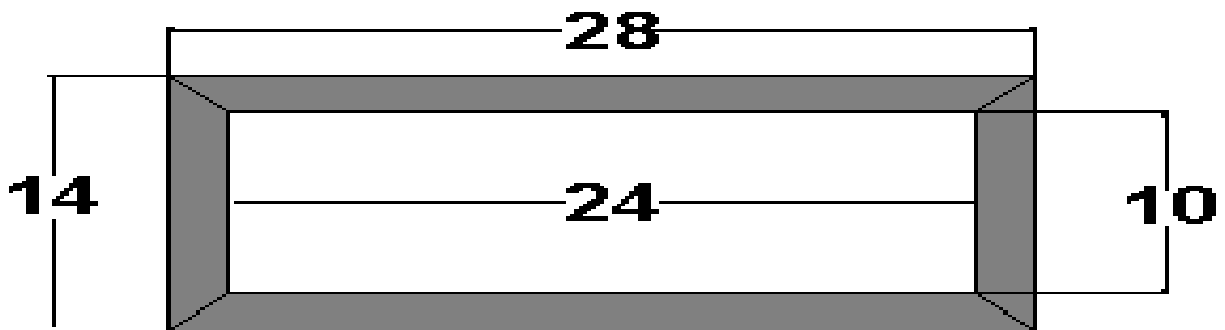
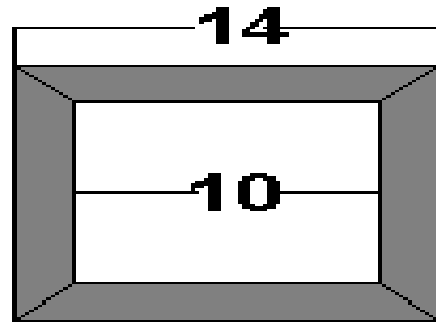
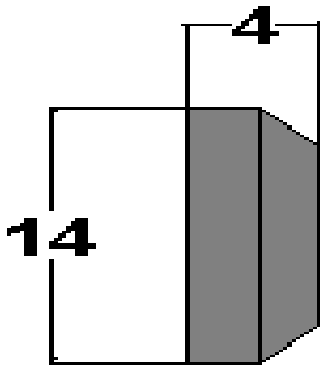


K 29

Dimensions are for example only .
Sizes and shapes can be customized for any project.

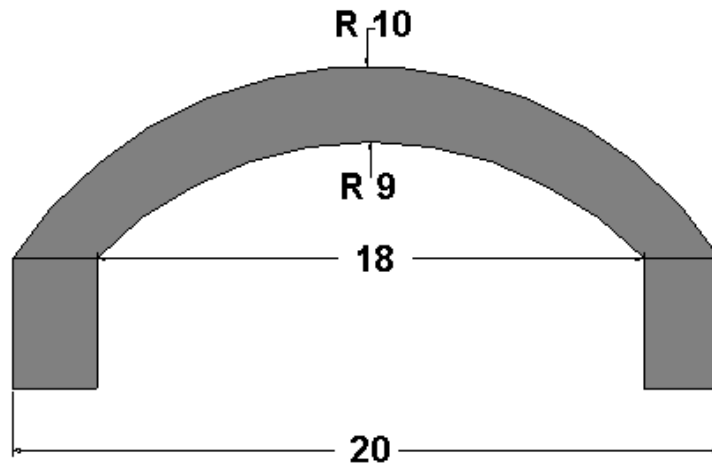
QUOINS

For all architectural designs such as columns parapet caps, cornices, reveals or arches, our in-house design team can help you make the right choice for your construction project.

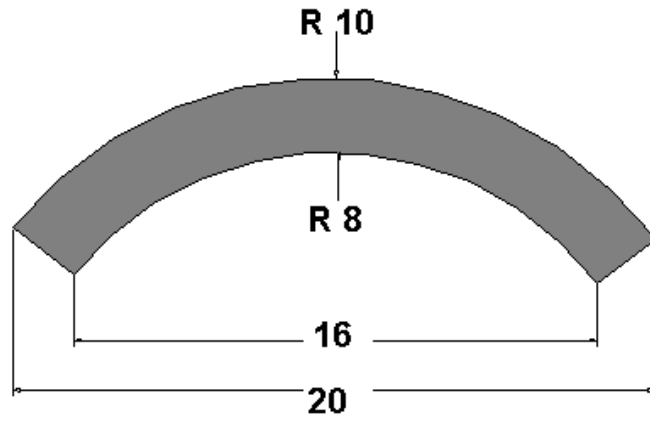


Any size available

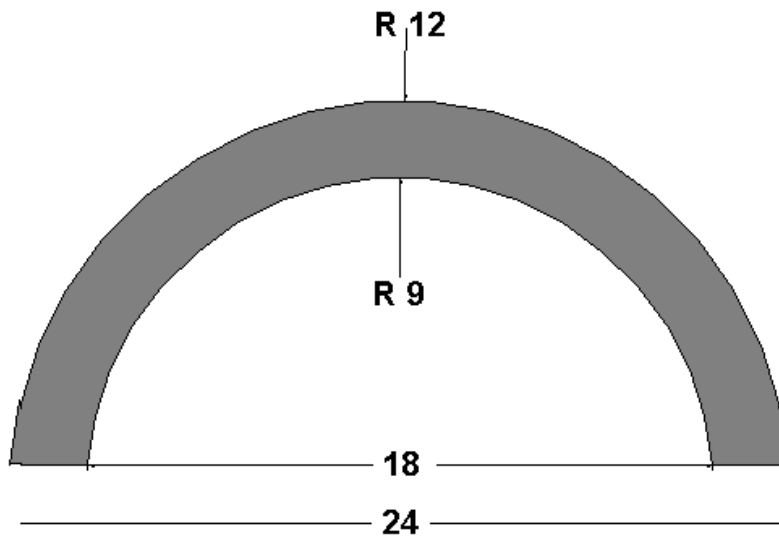
ARCHES



A 22



A 23

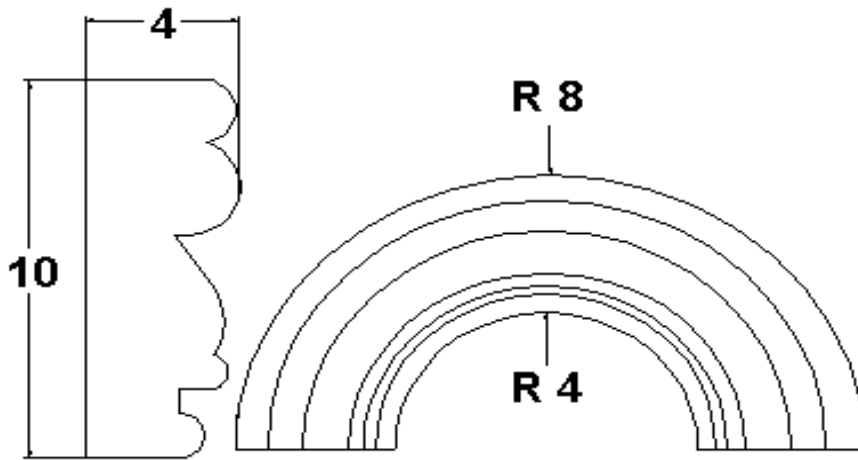


A 24

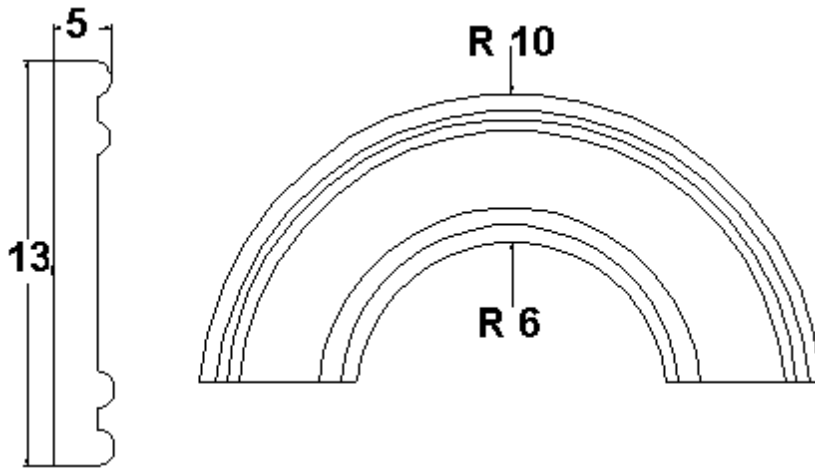
Dimensions are for example only .
Sizes and shapes can be customized for any project.

ARCHES

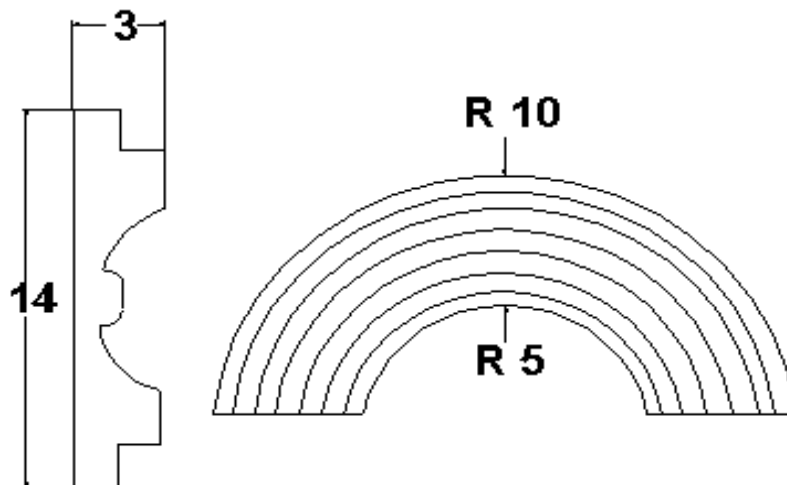
For all architectural designs such as columns parapet caps, cornices, reveals or arches, our in-house design team can help you make the right choice for your construction project.



A 25

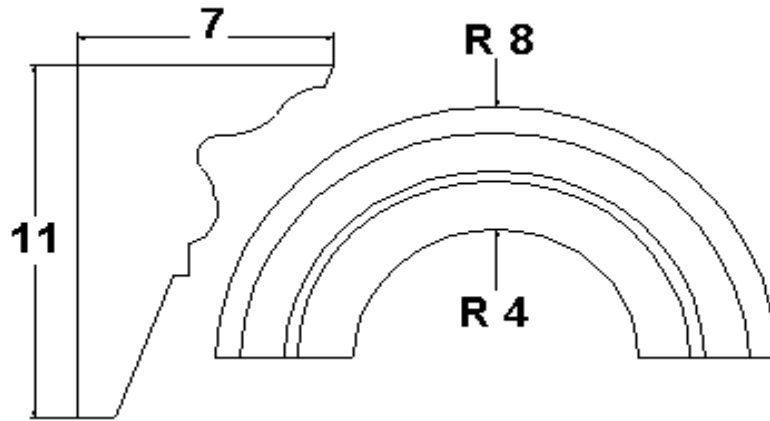


A 26

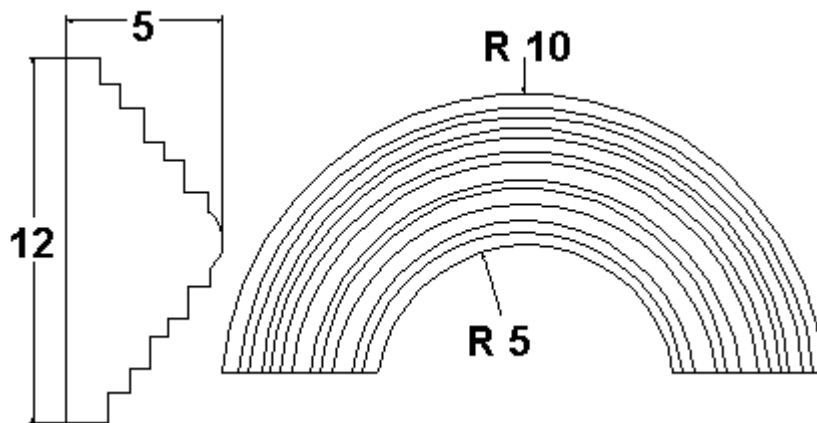


A 27

ARCHES



A 28

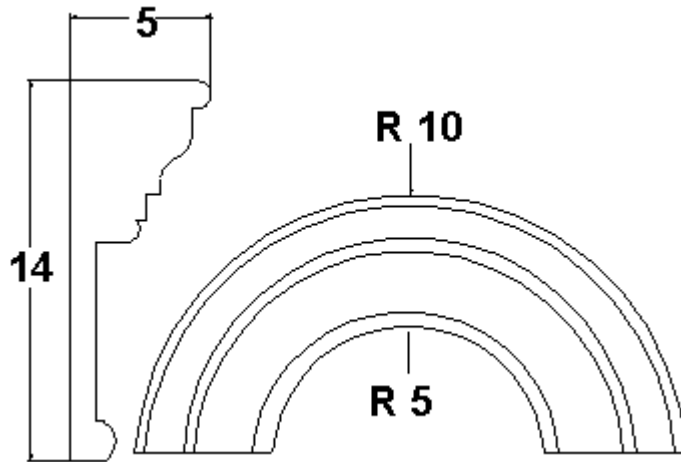


A 29

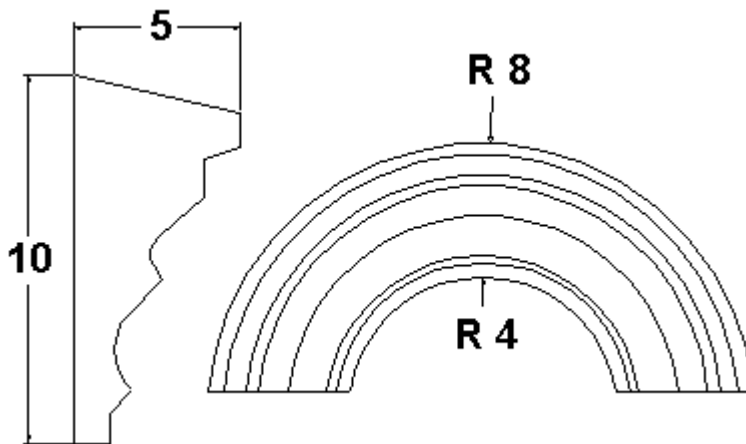
Dimensions are for example only .
Sizes and shapes can be customized for any project.

ARCHES

For all architectural designs such as columns parapet caps, cornices, reveals or arches, our in-house design team can help you make the right choice for your construction project.

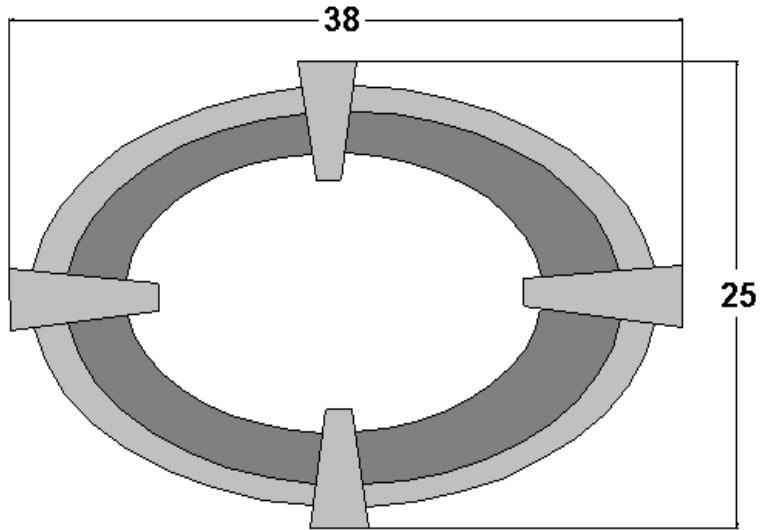


A 30

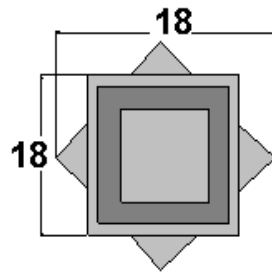


A 31

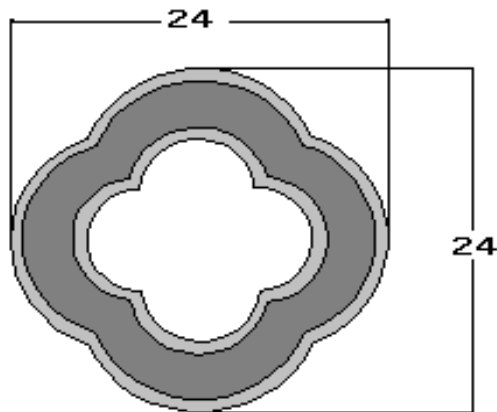
SPECIAL SHAPES



SS 20



SS 21



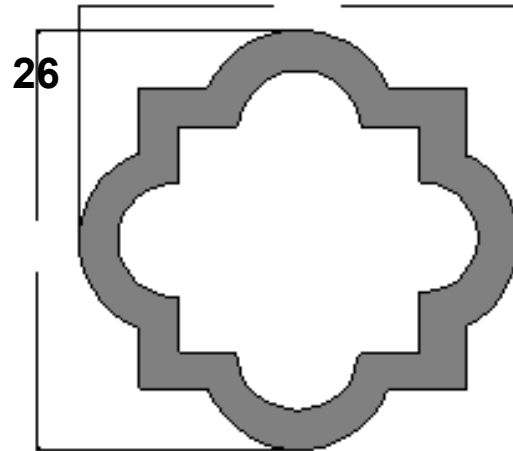
SS 22

All dimensions are for example only
Sizes and shapes can be customized for any project
All available in 8ft lengths

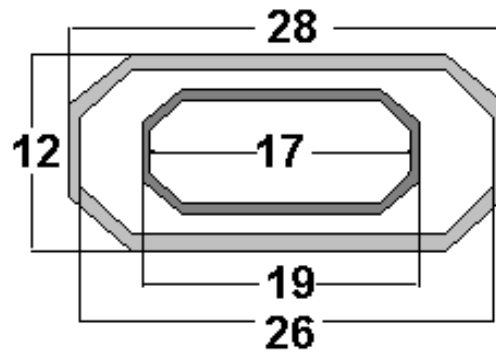
SHPECIAL SHAPES

For all architectural designs such as columns parapet caps, cornices, reveals or arches, our in-house design team can help you make the right choice for your construction project.

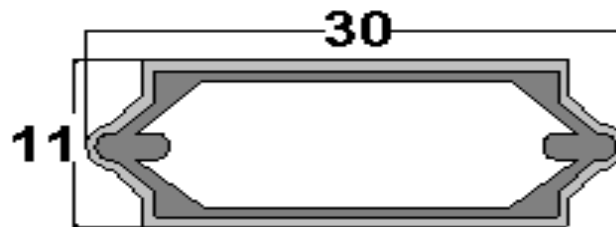
26



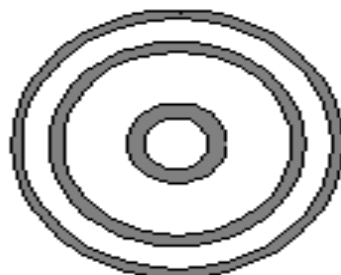
SS 23



SS 24



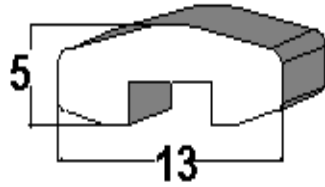
SS 25



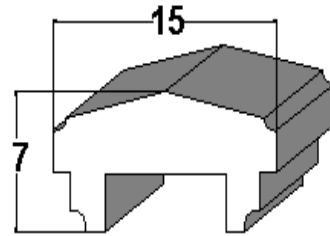
SS 26

WALL CAPS

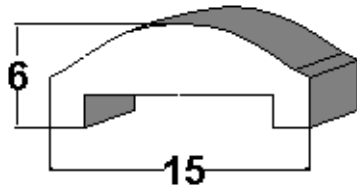
ASFWC 100



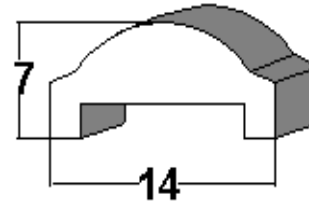
ASFWC 101



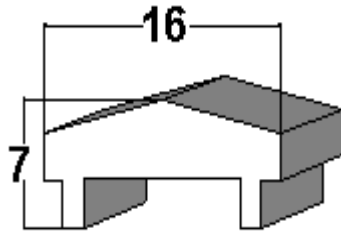
ASFWC 102



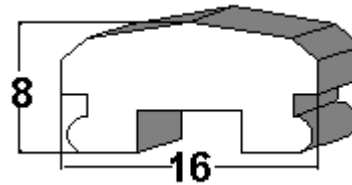
ASFWC 103



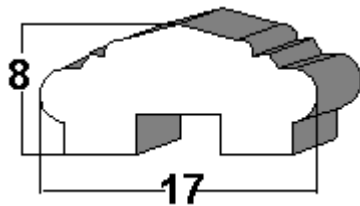
ASFWC 104



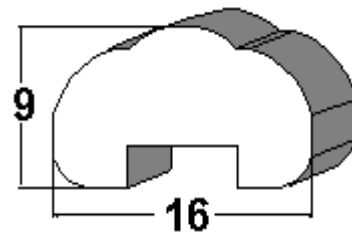
ASFWC 105



ASFWC 106



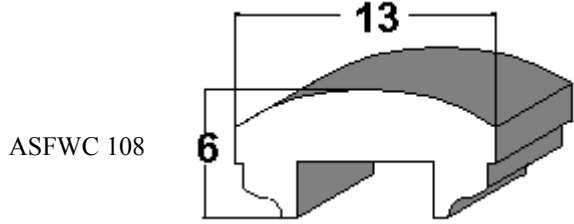
ASFWC 107



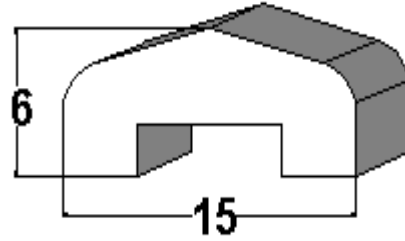
All dimensions are for example only
Sizes and shapes can be customized for any project
All available in 8ft lengths

WALL CAPS

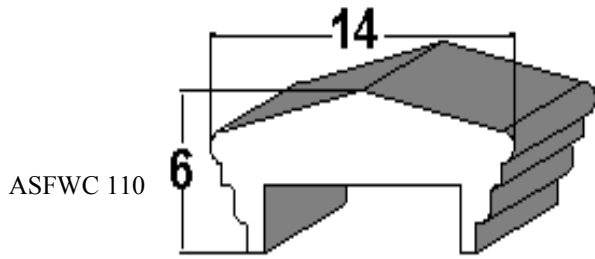
For all architectural designs such as columns parapet caps, cornices, reveals or arches, our in-house design team can help you make the right choice for your construction project.



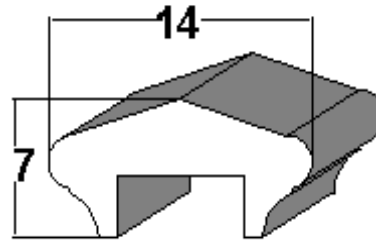
ASFWC 108



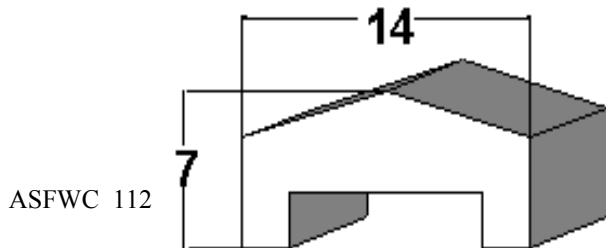
ASFWC 109



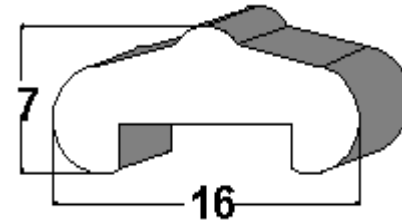
ASFWC 110



ASFWC 111



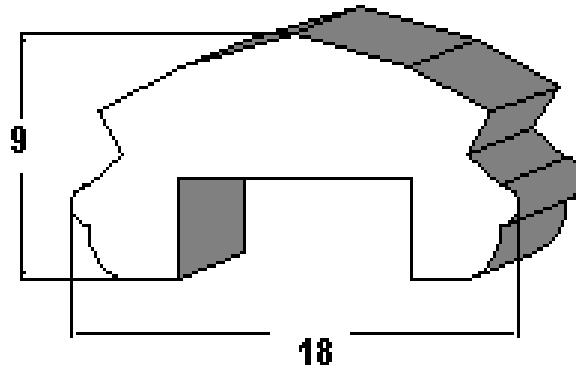
ASFWC 112



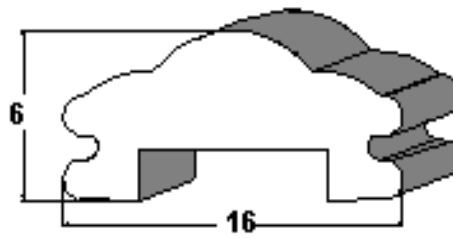
ASFWC 113

WALL CAPS

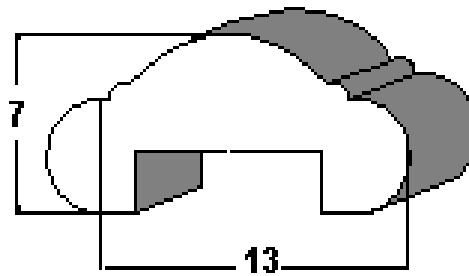
ASFWC 114



ASFWC 115



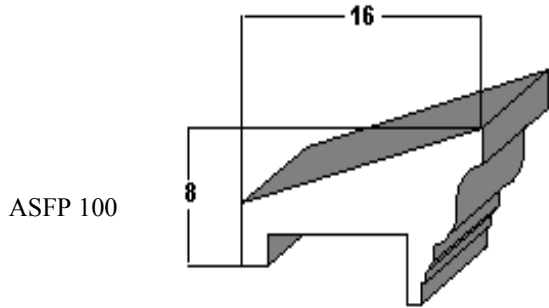
ASFWC 116



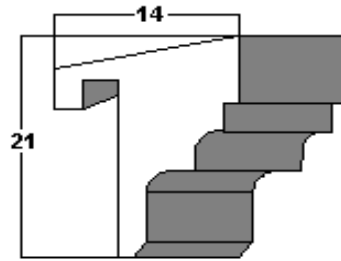
All dimensions are for example only
Sizes and shapes can be customized for any project

PARAPETS

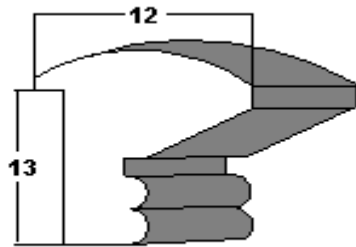
For all architectural designs such as columns parapet caps, cornices, reveals or arches, our in-house design team can help you make the right choice for your construction project.



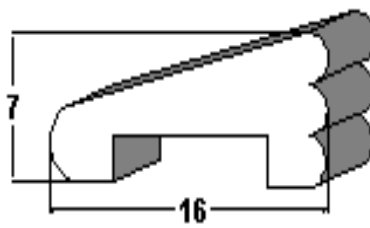
ASFP 100



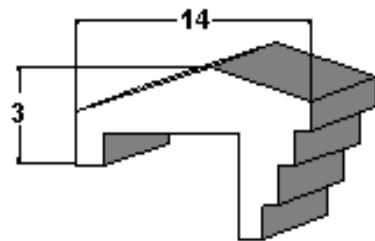
ASFP 101



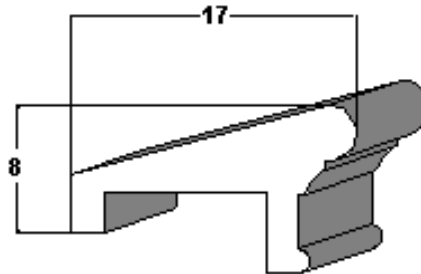
ASFP 102



ASFP 103



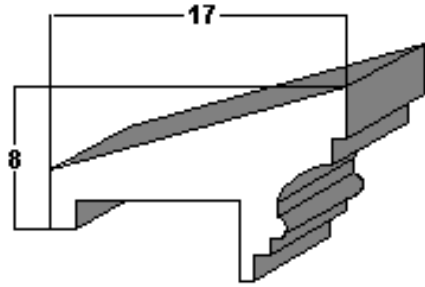
ASFP 104



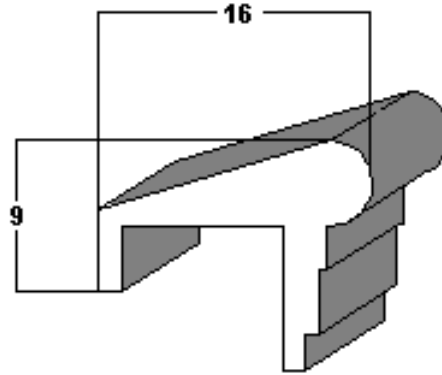
ASF P105

PARAPETS

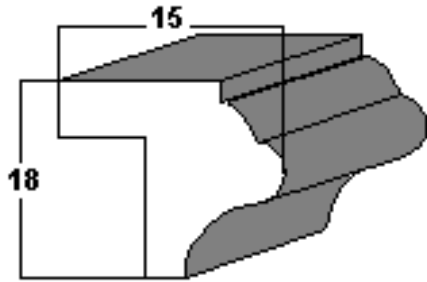
ASFP 106



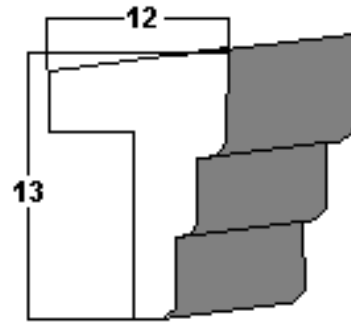
ASFP 107



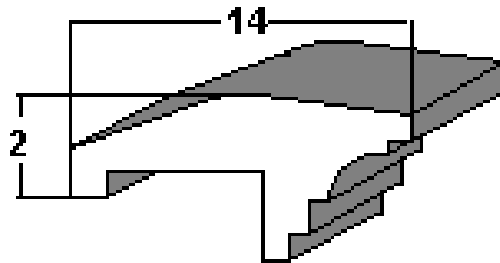
ASFP 108



ASFP 109



ASFP 110

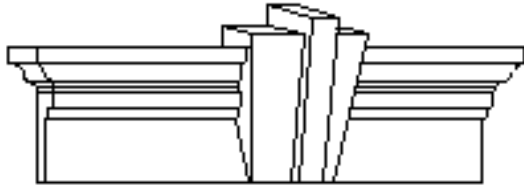


All dimensions are for example only

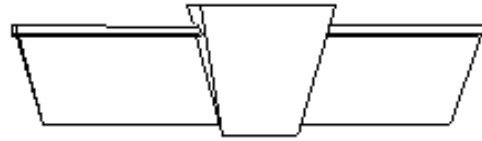
Sizes and shapes can be customized for any project

PEDIMENTS / MANTELS

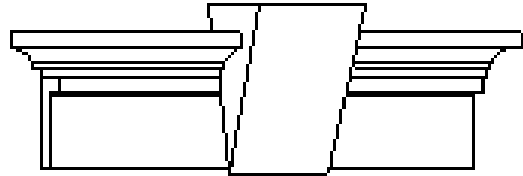
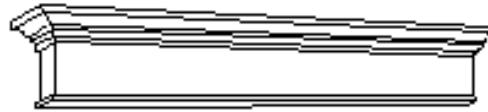
For all architectural designs such as columns parapet caps, cornices, reveals or arches, our in-house design team can help you make the right choice for your construction project.



P/M 100


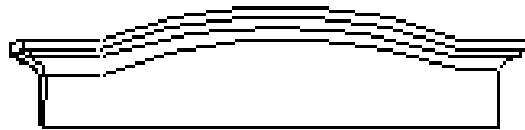


P/M 101



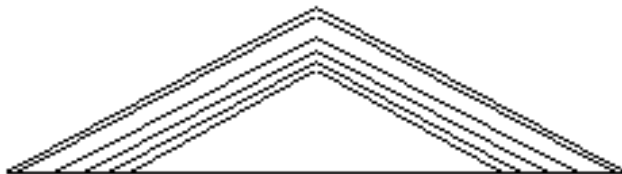
P/M 103

P/M 102




P/M 104

P/M 105

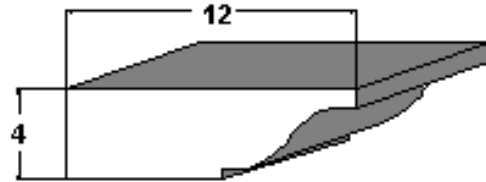


P/M 106


PEDIMENTS / MANTELS



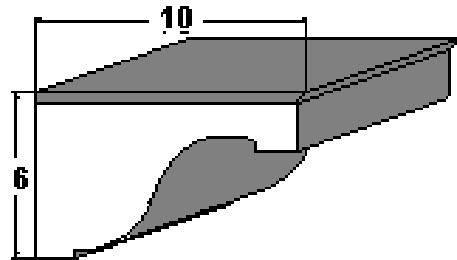
P/M 107



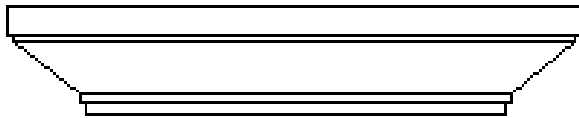
P/M 111



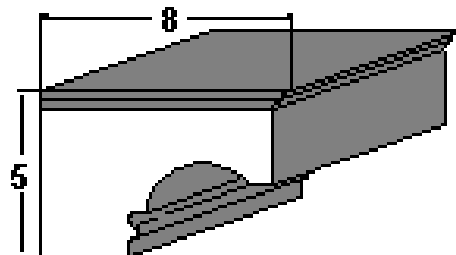
P/M 108




P/M 112



P/M 109



P/M 113



P/M 110

ROOFING / INSULATION

SHEET INSULATION

.5" x 48" x 96"

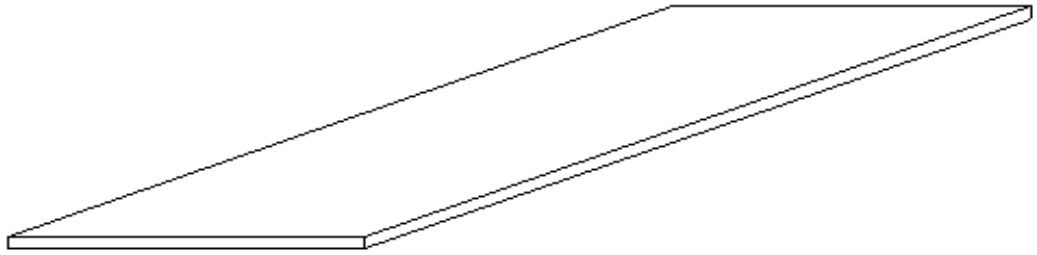
1" x 48" x 96"

1.5" x 48" x 96"

2" x 48" x 96"


3" x 48" x 96"

4" x 48" x 96"




OTHER SIZES AVAILABLE UPON REQUEST

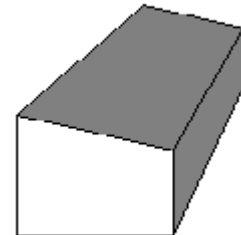
TAPERED ROOFING SYSTEMS AND CRICKETS



**SPECIFY EPS QUALITH FOAM PRODUCTS
FOR YOUR NEXT PROJECT.**



**OUR PROFESSIONAL TEAM CAN SUPPLY
YOUR CUSTOM DESIGNED PRODUCT WITH A**

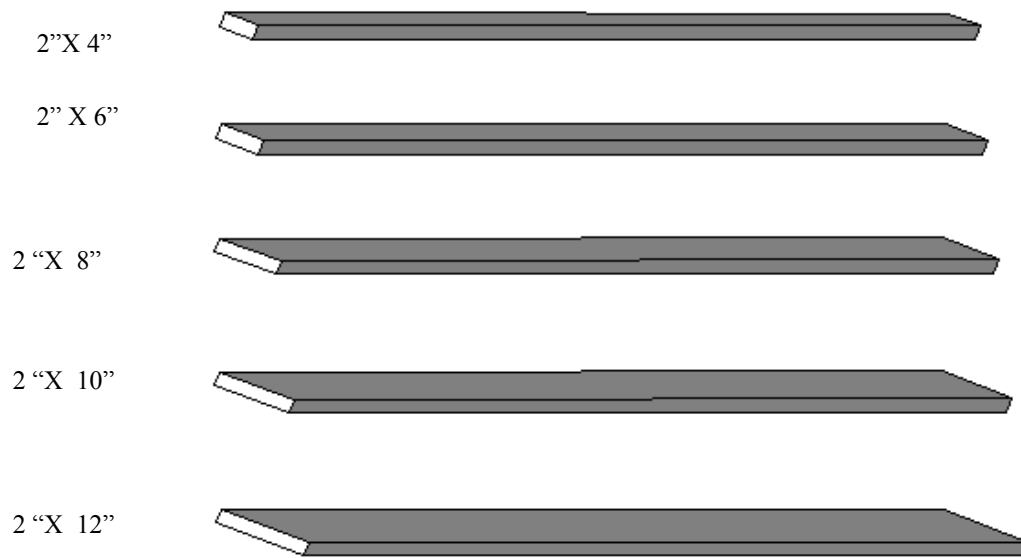


All Foam is available in 1# density.

1.5# and 2# density available upon request.

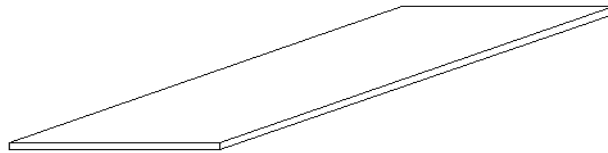
POP OUTS / FLAT STOCK

8 FT. LENGTHS

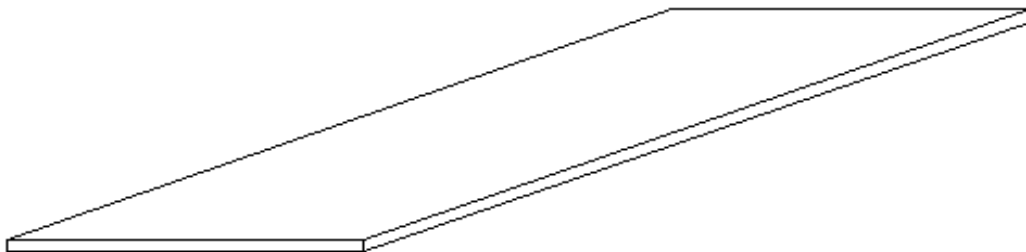


EPS FLAT SHEETS / SYSTEM BOARDS

1" x 48" x 96"
1.5" x 48" x 96"
2" x 48" x 96"
3" x 48" x 96"
4" x 48" x 96"



1" x 24" x 96"
1.5" x 24" x 96"
2" x 24" x 96"
3" x 24" x 96"
4" x 24" x 96"



1" x 24" x 48"
1.5" x 24" x 48"
2" x 24" x 48"
3" x 24" x 48"
4" x 24" x 48"


OTHER THICKNESS SIZE SYSTEM BOARDS AND FLAT SHEETS ARE

PACKAGING

OUR IN HOUSE DESIGN TEAM CAN HELP YOU SOLVE YOUR MOST DIFFICULT PACKAGING PROBLEMS WITH THE USE OF OUR CUSTOM CUT FOAM SHAPES AND PADS.



FLAT BOX PADS



QUICK SERVICE AND TURN-



ALL STAR FOAM CAN COMPLETE YOUR NEXT DESIGN PROJECT WHETHER SIMPLE OR COMPLEX.



All Foam is available in 1# density.

1.5# and 2# density available upon request.



NO PROJECT TOO BIG OR TOO SMALL.

WE HAVE EXPERIENCED COMPUTER TECHNICIANS AND AUTO CAD CAPABILITIES TO MAKE YOUR DESIGN A REALITY WITH A COST EFFICIENT AND TIMELY TURNAROUND.

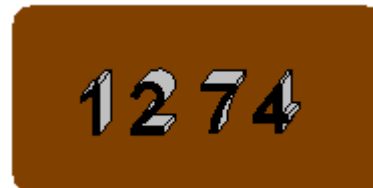

CUSTOM LETTERS AND NUMBERS



THREE DEMENSIONAL SHAPES AND NUMBERS STAND OUT CLEARLY
DECORATE ANY EXTERIOR INTERIOR WITH SYMBOLS.



ALL TYHPES OF DESIGNS FOR SIGNS. LET US KNOW WHTAT WORKS FOR YOU.




OUR DESIGNS CAN ATTRACT AND PERSONALIZE ANY OF YOUR PROJECTS.

LANDSCAPING DESIGNS

EPS FOAM IS AN EXCELLENT FILLER FOR GEO FOAM APPLICATIONS
AND CEMENT CONTRACTORS.




DECORATIVE WALL CAPS OR PILASTER CAPS



**EPS IS AN INEXPENSIVE ALTERNATIVE
TO OTHER BUILDING PRODUCTS**



**ACCENT WALLS AND DESIGNS FOR
LANDSCAPING**



REQUEST ALL STAR FOAM PRODUCTS WITH YOU DESIGN.

MISCELLANEOUS PRODUCTS

FOAM COAT IN 50 LB. BAGS

HOT KNIVES

FOAM ADHESIVE

NOTES

Typical Properties of Expandable Polystyrene

PROPERTY		UNITS	ASTM TEST	VALUES	VALUES	VALUES
Density		lbs./ft.(3)(PCF)		1.00	1.50	2.00
Thermal Conductivity Factor (K)	at 25 Degrees F at 40 Degrees F at 75 Degrees F	BTU / hr/ ft. (2) Degree F/in.	C- 177 or C - 518	0.23 0.24 0.26	0.21 0.22 0.24	0.20 0.21 0.23
Thermal Resistance	at 25 Degrees F at 40 Degrees F at 75 Degrees F	For 1 inch Thickness (1/k)		4.35 4.17 3.85	4.76 4.55 4.17	5.00 4.76 4.35
Coefficient of Thermal Expansion		in./in./Degree F	D- 696	0.000035	0.000035	0.000035
Recommended Maximum Use Temperature		Degree F Degree C		165 74	165 74	165 74
Flash Ignition Temperature		Degree F	D- 1929	675	675	675
Self Ignition Temperature		Degree F	D- 1929	675	675	675
Water Absorption		% by Volume	C-272	Less than 2.5	Less than 2.0	Less than 1.0
Water Vapor Transmission		Perm - in	C-355	1.2 - 3.0	0.9 - 2.5	0.6 - 1.5
STRENGTH PROPERTIES						
Compressive - 10% Deformation		psi	D-1621	10 to 14	15 to 21	25 to 33
Flexural		psi	C-203	25 to 30	40 to 50	55 to 75
Tensile		psi	D-1623	16 to 20	18 to 22	23 to 27
Shear		psi	D-732	18 to 22	26 to 32	33 to 37
Shear Modulus		psi	—	280 to 320	460 to 320	600 to 640
Modulus of Elasticity		psi	—	180 to 220	180 to 220	460 to 500
Oxygen Index (Min)			D-2863	24	24	24
BTU Content		BTU/ lb	D-2015	16,655	16,655	16,655